


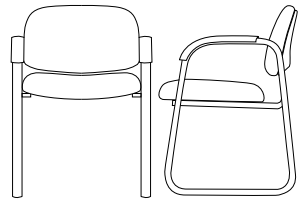
BENCHMARK™

continuing to set the standard in reception and guest seating



Guest


Model	Control	Description	Fabric List Price						
			A/COM	B	C	D	E	F	G
1115	GT	Guest <i>fabric w/ sled base</i>	285	320	340	375	410	455	505
1125	GT	Guest <i>fabric w/ four legs</i>	265	300	320	355	390	435	485



Shipping Notes (please select a packaging code when ordering)

Code	Description	List Upcharge
AB	assembled in bag for will call	\$ 0
AC	fully assembled in carton	\$ 0 / chair

No Tools Required!
this series ships fully assembled in carton standard



Mechanical Functions

Dimensions

W: 23.0
D: 23.5
H: 32.8
SW: 19.0
SD: 18.5
SH: 18.0

BW: 20.0
BH: 15.0
COM: 1.0 yds
WT: 38.6 lbs

W: 23.0
D: 23.5
H: 32.8
SW: 19.0
SD: 18.5
SH: 18.0

BW: 20.0
BH: 15.0
COM: 1.0 yds
WT: 38.6 lbs

Sit in Style
Work in Comfort
Get the Value ©

