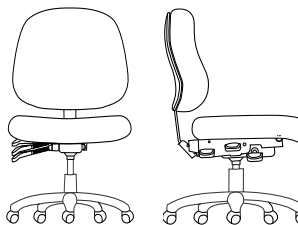
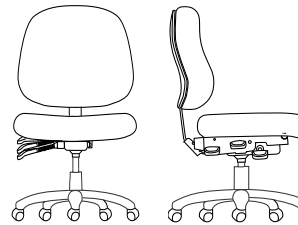
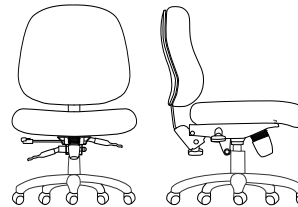
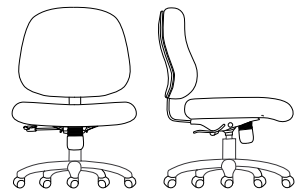




Conference, Management, Task

Model	Control	Description	Arm Options	Fabric List Price						
				A/COM	B	C	D	E	F	G
1760	S2	Mid-Back Swivel-Tilt Control <i>Use for a variety of general office seating, including private office and conference room seating.</i>	armless	410	460	490	540	595	665	740
			a1	480	530	560	610	665	735	810
			a4	485	535	565	615	670	740	815
			a5	505	555	585	635	690	760	835
			a6	540	590	620	670	725	795	870
			a7	560	610	640	690	745	815	890
			a16	510	560	590	640	695	765	840
			For Seat Slider (SS2) - Add \$60							
1760	R1	Mid-Back Rocking Control <i>For managerial and task applications. Similar to a swivel tilt control, with the added comfort of infinite back angle and tilt adjustment.</i>	armless	460	510	540	590	645	715	790
			a1	530	580	610	660	715	785	860
			a4	535	585	615	665	720	790	865
			a5	555	605	635	685	740	810	885
			a6	590	640	670	720	775	845	920
			a7	610	660	690	740	795	865	940
			a16	560	610	640	690	745	815	890
			For Seat Slider (SS2) - Add \$60							
1760	M1	Mid-Back Multi-Function Control <i>Fully articulating seat and back for the highest level of ergonomic needs. Control allows user to set forward seat pivot from 0 to 6 degrees. Easy-touch back height adjustment.</i>	armless	510	560	590	640	695	765	840
			a1	580	630	660	710	765	835	910
			a4	585	635	665	715	770	840	915
			a5	605	655	685	735	790	860	935
			a6	640	690	720	770	825	895	970
			a7	660	710	740	790	845	915	990
			a16	610	660	690	740	795	865	940
			For Seat Slider (SS2) - Add \$60							
1760	Y2	Mid-Back Synchro-Tilt Control <i>Use for a variety of general office seating, including private office and conference room seating. Easy-touch back height adjustment.</i>	armless	550	600	630	680	735	805	880
			a1	620	670	700	750	805	875	950
			a4	625	675	705	755	810	880	955
			a5	645	695	725	775	830	900	975
			a6	680	730	760	810	865	935	1010
			a7	700	750	780	830	885	955	1030
			a16	650	700	730	780	835	905	980
			Seat Slider (SS2) - STANDARD WITH Y2 CONTROL							



Shipping Notes (please select a packaging code when ordering)

Code	Description	List Upcharge
AB	assembled in bag for will call	\$ 0
SC	standard carton	\$ 0
SAC	semi-assembled in carton	\$ 40 / chair

Mechanical Functions

- 360 Degree Swivel
- Pneumatic Seat Height Adjustment
- Tilt Tension Control
- Seat and Back Tilt as a Unit
- Upright Position Tilt Lock
- Back Depth Adjustment

- 360 Degree Swivel
- Pneumatic Seat Height Adjustment
- Tilt Tension Control
- Seat and Back Tilt as a Unit
- Infinite Tilt Position Lock
- Infinite Back Angle Adjustment
- Ratchet Back Height Adjustment

- 360 Degree Swivel
- Pneumatic Seat Height Adjustment
- Tilt Tension Control
- Seat and Back Tilt as a Unit
- Infinite Tilt Position Lock
- Infinite Back Angle w/ Free Float
- Seat Pivots From 0 to 6 Degr. Forward
- Ratchet Back Height Adjustment

- 360 Degree Swivel
- Pneumatic Seat Height Adjustment
- Tilt Tension Control
- Back and Seat Tilt in 2:1 ratio
- 5 Point Tilt Position Lock
- Anti-Launch Tilt Release
- Ratchet Back Height Adjustment

Dimensions

W: 27.0
D: 23.0
H: 38.3-43.3
SW: 21.0
SD: 19
SH: 16.0-21.0

BW: 20.0
BH: 20.5
COM: 1.5 yds
WT: 41.0 lbs
W/ARMS: 46.7 lbs

W: 27.0
D: 23.0
H: 38.3-43.3
SW: 21.0
SD: 19
SH: 16.0-21.0

BW: 20.0
BH: 20.5
COM: 1.5 yds
WT: 41.0 lbs
W/ARMS: 46.7 lbs

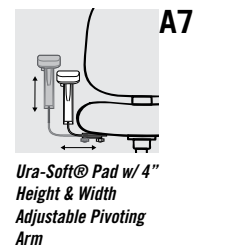
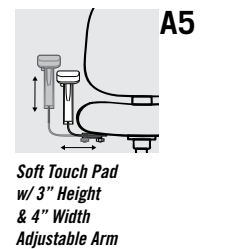
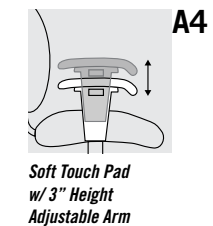
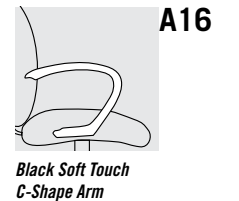
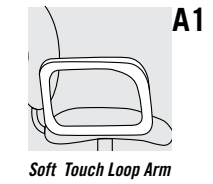
W: 27.0
D: 23.0
H: 38.3-43.3
SW: 21.0
SD: 19
SH: 16.0-21.0

BW: 20.0
BH: 20.5
COM: 1.5 yds
WT: 41.0 lbs
W/ARMS: 46.7 lbs

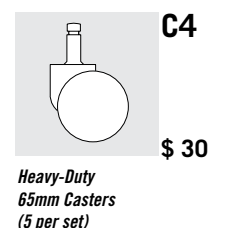
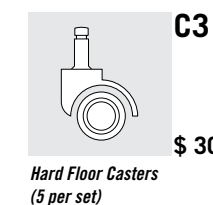
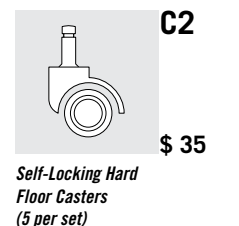
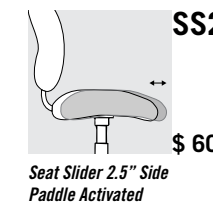
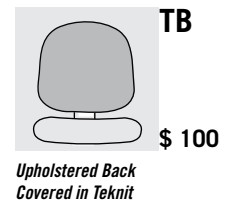
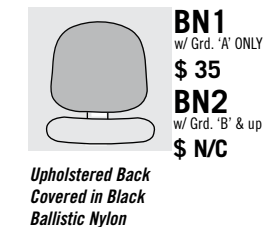
W: 27.0
D: 23.0
H: 38.3-43.3
SW: 21.0
SD: 19
SH: 16.0-21.0

BW: 20.0
BH: 20.5
COM: 1.5 yds
WT: 41.0 lbs
W/ARMS: 46.7 lbs

Arm Options



Additional Options



Sit in Style
Work in Comfort
Get the Value ©



Conference, Executive, Management

Model	Control	Description	Arm Options	Fabric List Price						
				A/COM	B	C	D	E	F	G
1780	S2	High-Back Swivel-Tilt Control <i>Use for a variety of general office seating, including private office and conference room seating.</i>	armless	445	500	535	590	650	725	805
			a1	515	570	605	660	720	795	875
			a4	520	575	610	665	725	800	880
			a5	540	595	630	685	745	820	900
			a6	575	630	665	720	780	855	935
			a7	595	650	685	740	800	875	955
			a16	545	600	635	690	750	825	905
			For Seat Slider (SS2) - Add \$60							
1780	R1	High-Back Rocking Control <i>For managerial and task applications. Similar to a swivel tilt control, with the added comfort of infinite back angle adjustment and tilt angle adjustment.</i>	armless	495	550	585	640	700	775	855
			a1	565	620	655	710	770	845	925
			a4	570	625	660	715	775	850	930
			a5	590	645	680	735	795	870	950
			a6	625	680	715	770	830	905	985
			a7	645	700	735	790	850	925	1005
			a16	595	650	685	740	800	875	955
			For Seat Slider (SS2) - Add \$60							
1780	M1	High-Back MultiFunction Control <i>Fully articulating seat and back for the highest level of ergonomic needs. Control allows user to set forward seat pivot from 0 to 6 degrees. Easy-touch back height adjustment.</i>	armless	545	600	635	690	750	825	905
			a1	615	670	705	760	820	895	975
			a4	620	675	710	765	825	900	980
			a5	640	695	730	785	845	920	1000
			a6	675	730	765	820	880	955	1035
			a7	695	750	785	840	900	975	1055
			a16	645	700	735	790	850	925	1005
			For Seat Slider (SS2) - Add \$60							
1780	Y2	High-Back Synchro-Tilt Control <i>Use for a variety of general office seating, including private office and conference room seating. Easy-touch back height adjustment.</i>	armless	585	640	675	630	790	865	945
			a1	655	710	745	800	860	935	1015
			a4	660	715	750	805	865	940	1020
			a5	680	735	770	825	885	960	1040
			a6	715	770	805	860	920	995	1075
			a7	735	790	825	880	940	1015	1095
			a16	685	740	775	830	890	965	1045
			Seat Slider (SS2) - STANDARD WITH Y2 CONTROL							

Shipping Notes (please select a packaging code when ordering)

Code	Description	List Upcharge
AB	assembled in bag for will call	\$ 0
SC	standard carton	\$ 0
SAC	semi-assembled in carton	\$ 40 / chair

Mechanical Functions

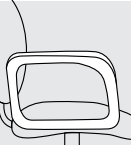

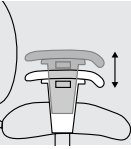
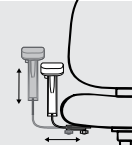
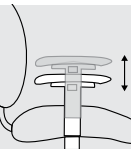
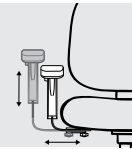
- 360 Degree Swivel
- Pneumatic Seat Height Adjustment
- Tilt Tension Control
- Seat and Back Tilt as a Unit
- Upright Position Tilt Lock
- Back Depth Adjustment

Dimensions

W: 27.0
D: 23.0
H: 42.3-47.3
SW: 21.0
SD: 19
SH: 16.0-21.0

BW: 20.0
BH: 24.5
COM: 2.0 yds
WT: 43.0 lbs
W/ARMS: 48.7 lbs

Arm Options

 A1 Soft Touch Loop Arm	 A16 Black Soft Touch C-Shape Arm
 A4 Soft Touch Pad w/ 3" Height Adjustable Arm	 A5 Soft Touch Pad w/ 3" Height & 4" Width Adjustable Arm
 A6 Ura-Soft® Pad w/ 4" Height Adjustable Pivoting Arm	 A7 Ura-Soft® Pad w/ 4" Height & Width Adjustable Pivoting Arm

- 360 Degree Swivel
- Pneumatic Seat Height Adjustment
- Tilt Tension Control
- Seat and Back Tilt as a Unit
- Infinite Tilt Position Lock
- Infinite Back Angle Adjustment
- Ratchet Back Height Adjustment

W: 27.0
D: 23.0
H: 42.3-47.3
SW: 21.0
SD: 19
SH: 16.0-21.0

BW: 20.0
BH: 24.5
COM: 2.0 yds
WT: 43.0 lbs
W/ARMS: 48.7 lbs

- 360 Degree Swivel
- Pneumatic Seat Height Adjustment
- Tilt Tension Control
- Seat and Back Tilt as a Unit
- Infinite Tilt Position Lock
- Infinite Back Angle w/ Free Float
- Seat pivots From 0 to 6 Deg. Forward
- Ratchet Back Height Adjustment

W: 27.0
D: 23.0
H: 42.3-47.3
SW: 21.0
SD: 19
SH: 16.0-21.0

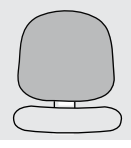
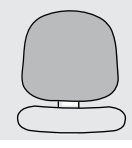
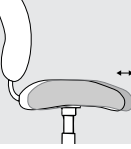


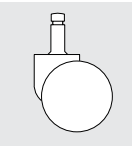
BW: 20.0
BH: 24.5
COM: 2.0 yds
WT: 43.0 lbs
W/ARMS: 48.7 lbs

- 360 Degree Swivel
- Pneumatic Seat Height Adjustment
- Tilt Tension Control
- Back and Seat Tilt in 2:1 ratio
- 5 Point Tilt Position Lock
- Anti-Launch Tilt Release
- Ratchet Back Height Adjustment

W: 27.0
D: 23.0
H: 42.3-47.3
SW: 21.0
SD: 19
SH: 16.0-21.0

BW: 20.0
BH: 24.5
COM: 2.0 yds
WT: 43.0 lbs
W/ARMS: 48.7 lbs

Additional Options

 BN1 w/ Grd. 'A' ONLY \$ 35 BN2 w/ Grd. 'B' & up \$ N/C	 TB \$ 100
 SS2 \$ 60	 C2 \$ 35
 C3 \$ 30	 C4 \$ 30

Sit in Style
Work in Comfort
Get the Value ©

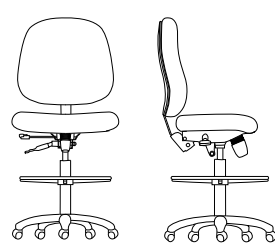


Drafting Stool

Model Control

Description

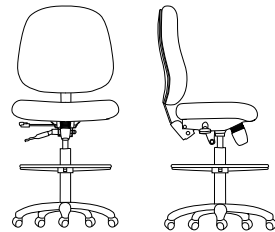
Arm Options Fabric List Price A/COM B C D E F G



10" Drafting Stool
Posture Back Control
The articulating back provides proper support for moderate tasking applications. Easy-touch back height adjustment.

armless	530	580	610	660	715	785	860
a1	600	650	680	730	785	855	930
a4	605	655	685	735	790	860	935
a5	625	675	705	755	810	880	955
a6	660	710	740	790	845	915	990
a7	680	730	760	810	865	935	1010
a16	630	680	710	760	815	885	960

1768 P1



8" Drafting Stool
Posture Back Control
The articulating back provides proper support for moderate tasking applications. Easy-touch back height adjustment.

armless	530	580	610	660	715	785	860
a1	600	650	680	730	785	855	930
a4	605	655	685	735	790	860	935
a5	625	675	705	755	810	880	955
a6	660	710	740	790	845	915	990
a7	680	730	760	810	865	935	1010
a16	630	680	710	760	815	885	960

Shipping Notes (please select a packaging code when ordering)

Code	Description	List Upcharge
AB	assembled in bag for will call	\$ 0
SC	standard carton	\$ 0
SAC	semi-assembled in carton	\$ 40 / chair

Mechanical Functions

- 360 Degree Swivel
- Pneumatic Seat Height Adjustment
- Infinite Back Angle w/ Free Float
- Ratchet Back Height Adjustment
- Height Adjustable Footring

- 360 Degree Swivel
- Pneumatic Seat Height Adjustment
- Infinite Back Angle w/ Free Float
- Ratchet Back Height Adjustment
- Height Adjustable Footring

Dimensions

W: 27.0
D: 23.0
H: 43.3-53.3
SW: 21.0
SD: 19
SH: 21.0-31.0

BW: 20.0
BH: 20.5
COM: 1.5 yds

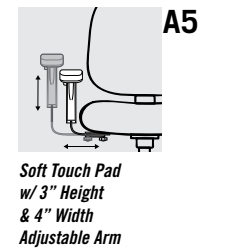
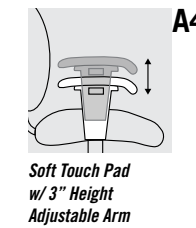
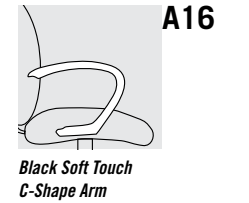
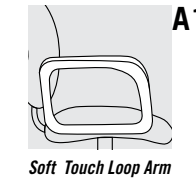
WT: 43.0 lbs
W/ARMS: 48.7 lbs

W: 27.0
D: 23.0
H: 40.8-48.8
SW: 21.0
SD: 19
SH: 18.5-26.5

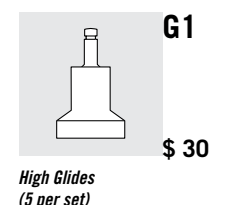
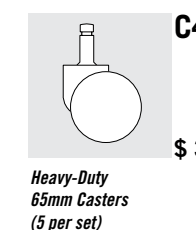
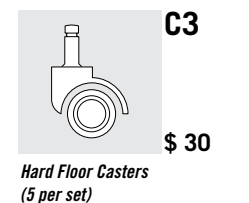
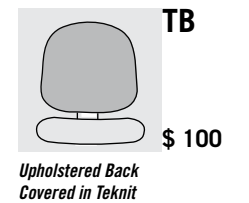
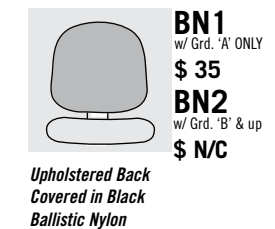
BW: 20.0
BH: 20.5
COM: 1.5 yds

WT: 43.0 lbs
W/ARMS: 48.7 lbs

Arm Options



Additional Options



Sit in Style

Work in Comfort

Get the Value ©