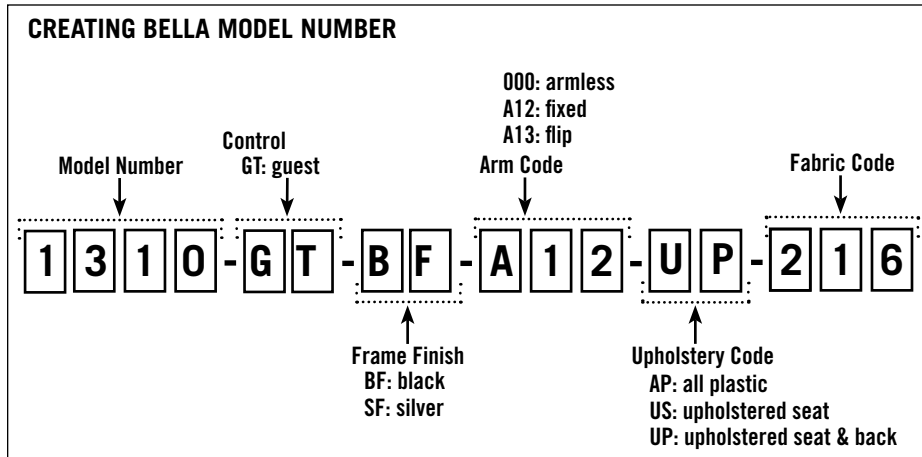


BELLA™

versatility, style, value

Guest Four Leg, Multipurpose



Model	Control	Description	Frame Finish	Arm Options	Upholstery Code	P01	Fabric A/COM	List Price B	C	D	E	F	G
-------	---------	-------------	--------------	-------------	-----------------	-----	--------------	--------------	---	---	---	---	---

1310 GT

Guest four leg plastic seat & back

Upholstery: (AP) ALL PLASTIC SEAT & BACK

BF or SF	armless	AP	190										
BF or SF	a12	AP	225										
BF or SF	a13	AP	240										

1310 GT

Guest four leg upholstered seat & plastic back

Upholstery: (US) UPHOLSTERED SEAT & PLASTIC BACK

BF or SF	armless	US	230	255	275	300	330	365	405				
BF or SF	a12	US	265	290	310	335	365	400	440				
BF or SF	a13	US	280	305	325	350	380	415	455				

1310 GT

Guest four leg upholstered seat and back


Upholstery: (UP) UPHOLSTERED SEAT & BACK

BF or SF	armless	UP	280	310	330	360	395	435	480				
BF or SF	a12	UP	315	345	365	395	430	470	515				
BF or SF	a13	UP	330	360	380	410	445	485	530				

Shipping Notes (please select a packaging code when ordering)

Code	Description	List Upcharge
AB	assembled in bag for will call	\$ 0
AC	fully assembled in carton	\$ 0 / chair

No Tools Required!
this series ships fully assembled in carton standard



Features

- Stack six chair high with optional dolly
- Stack four chairs high without dolly

Dimensions

W: 21.0
D: 23.0
H: 32.5
SW: 18.0
SD: 18.0
SH: 18.5

BW: 20.5
BH: 17.0
COM: N/A

WT: 14.0lbs

Arm Options

A12 **A13**

Fixed Arm Flip Arm

Additional Options

GC1 **GC2**

Ganging Clip armless-to-armless 2 per set - distance between chairs when ganged is 1.25" \$ 30

Ganging Clip arm-to-arm 2 per set - distance between chairs when ganged is 4.25" \$ 30

DL1 **EF1**

Stacking dolly stack chairs 6 high \$ 220

Extra Seat Foam 1" \$ 30

- Stack six chair high with optional dolly
- Stack four chairs high without dolly

W: 21.0
D: 23.0
H: 32.5
SW: 18.0
SD: 18.0
SH: 18.5

BW: 20.5
BH: 17.0
COM: 0.8 yds

WT: 14.0lbs

- Stack six chair high with optional dolly
- Stack four chairs high without dolly

W: 21.0
D: 23.0
H: 32.5
SW: 18.0
SD: 18.0
SH: 18.5

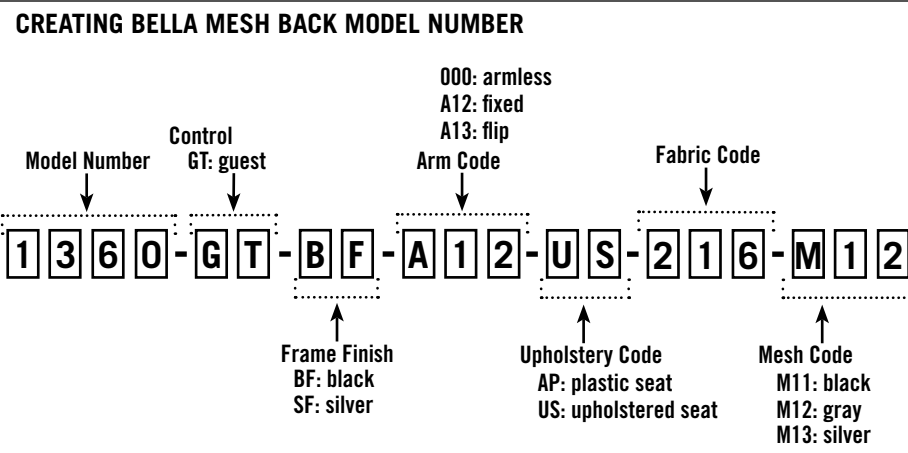
BW: 20.5
BH: 17.0
COM: 0.8 yds

WT: 14.0lbs

BELLA™ MESH BACK

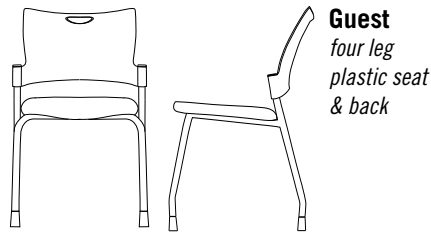
versatility, style, value

Guest Four Leg, Multipurpose

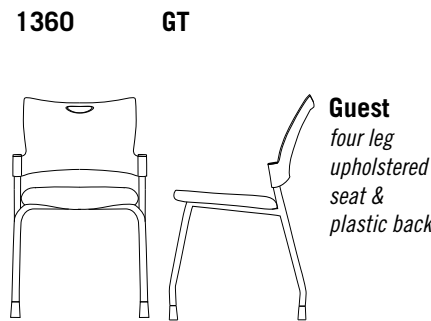


Model	Control	Description	Frame Finish	Arm Options	Upholstery Code	Fabric List Price							
						P01	A/COM	B	C	D	E	F	G

Upholstery: (AP) PLASTIC SEAT & MESH BACK



BF or SF	armless	AP	250										
BF or SF	a12	AP	285										
BF or SF	a13	AP	300										




Upholstery: (US) UPHOLSTERED SEAT & MESH BACK

BF or SF	armless	US	290	315	335	360	390	425	465				
BF or SF	a12	US	325	350	370	395	425	460	500				
BF or SF	a13	US	340	365	385	410	440	475	515				

Shipping Notes (please select a packaging code when ordering)

Code	Description	List Upcharge
AB	assembled in bag for will call	\$ 0
AC	fully assembled in carton	\$ 0 / chair

No Tools Required!
this series ships fully assembled in carton standard



Features

- Stack six chair high with optional dolly
- Stack four chairs high without dolly

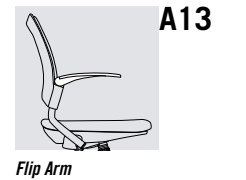
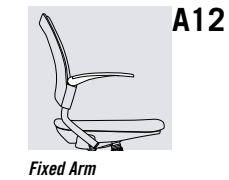
Dimensions

W: 21.0
D: 23.0
H: 32.5
SW: 18.0
SD: 18.0
SH: 18.5

BW: 20.5
BH: 17.0
COM: N/A

WT: 14.0lbs

Arm Options



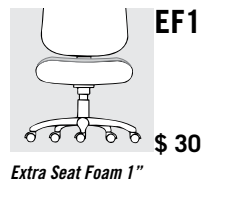
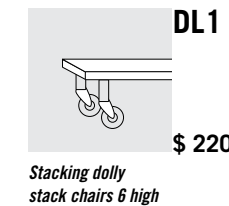
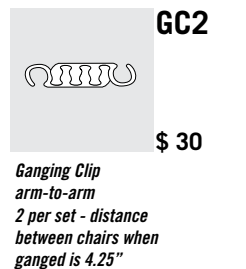
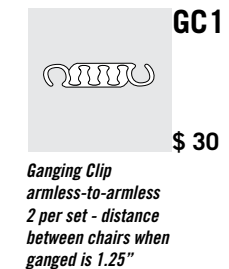
- Stack six chair high with optional dolly
- Stack four chairs high without dolly

W: 21.0
D: 23.0
H: 32.5
SW: 18.0
SD: 18.0
SH: 18.5

BW: 20.5
BH: 17.0
COM: 0.8 yds

WT: 14.0lbs

Additional Options



W: 21.0
D: 23.0
H: 32.5
SW: 18.0
SD: 18.0
SH: 18.5

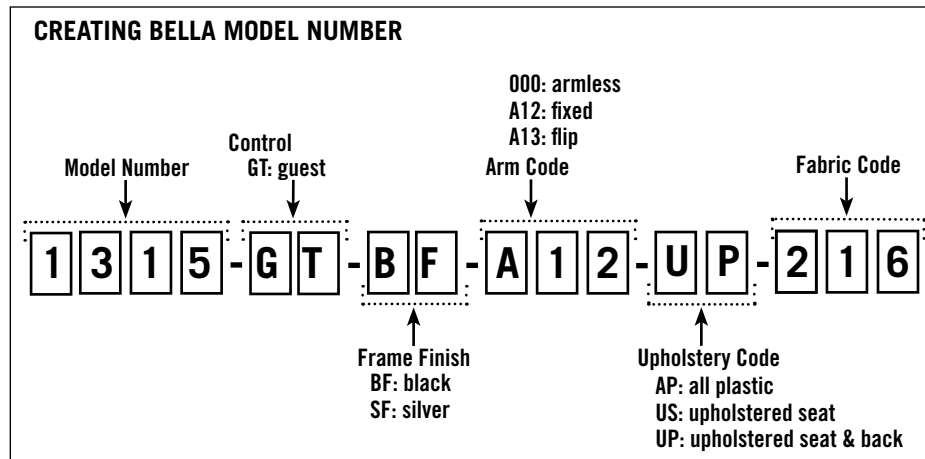
BW: 20.5
BH: 17.0
COM: 0.8 yds

WT: 14.0lbs

BELLA™

versatility, style, value

Guest w/Casters, Multipurpose



Model	Control	Description	Frame Finish	Arm Options	Upholstery Code	P01	Fabric A/COM	List Price B	C	D	E	F	G
-------	---------	-------------	--------------	-------------	-----------------	-----	--------------	--------------	---	---	---	---	---

1315 GT

Guest
four leg plastic seat & back with casters

Upholstery: (AP) ALL PLASTIC SEAT & BACK

BF or SF	armless	AP	235										
BF or SF	a12	AP	270										
BF or SF	a13	AP	285										

1315 GT

Guest
four leg upholstered seat & plastic back with casters

Upholstery: (US) UPHOLSTERED SEAT & PLASTIC BACK

BF or SF	armless	US	275	300	320	345	375	410	450				
BF or SF	a12	US	310	335	355	380	410	445	485				
BF or SF	a13	US	325	350	370	395	425	460	500				

1315 GT

Guest
four leg upholstered seat and back with casters

Upholstery: (UP) UPHOLSTERED SEAT & BACK


BF or SF	armless	UP	325	355	375	405	440	480	525				
BF or SF	a12	UP	360	390	410	440	475	515	560				
BF or SF	a13	UP	375	405	425	455	490	530	575				

Shipping Notes (please select a packaging code when ordering)

Code	Description	List Upcharge
AB	assembled in bag for will call	\$ 0
AC	fully assembled in carton	\$ 0 / chair

No Tools Required!
this series ships fully assembled in carton standard

(casters inserted by hand)



Features

- Stack six chair high with optional dolly
- Stack four chairs high without dolly

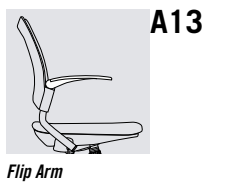
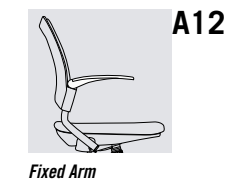
Dimensions

W: 21.0
D: 23.0
H: 32.5
SW: 18.0
SD: 18.0
SH: 18.5

BW: 20.5
BH: 17.0
COM: N/A

WT: 14.5 lbs

Arm Options



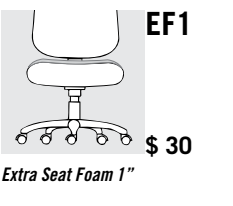
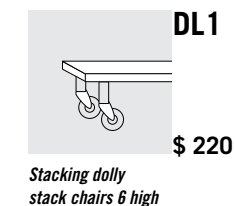
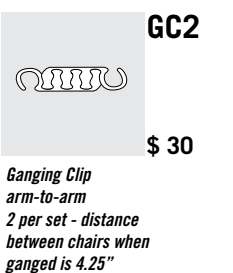
- Stack six chair high with optional dolly
- Stack four chairs high without dolly

W: 21.0
D: 23.0
H: 32.5
SW: 18.0
SD: 18.0
SH: 18.5

BW: 20.5
BH: 17.0
COM: 0.8 yds

WT: 14.5 lbs

Additional Options

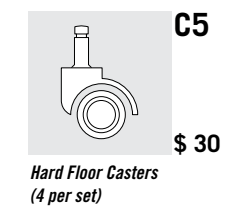


- Stack six chair high with optional dolly
- Stack four chairs high without dolly

W: 21.0
D: 23.0
H: 32.5
SW: 18.0
SD: 18.0
SH: 18.5

BW: 20.5
BH: 17.0
COM: 0.8 yds

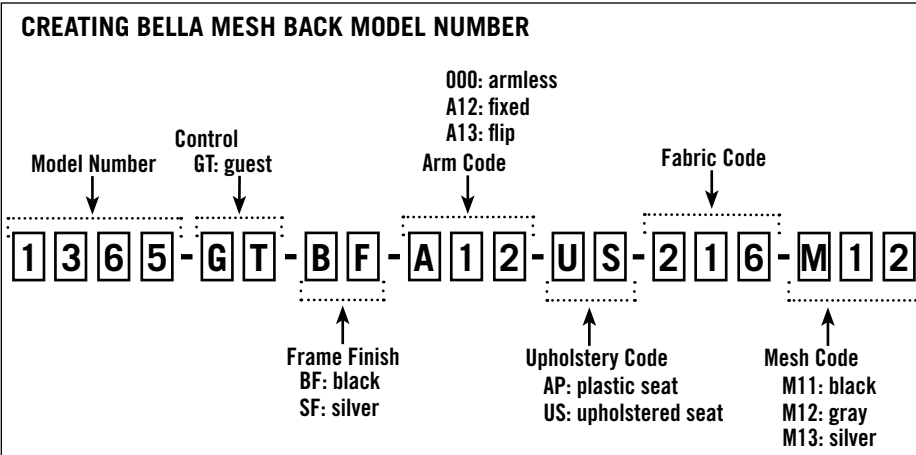
WT: 14.5 lbs



BELLA™ MESH BACK

versatility, style, value

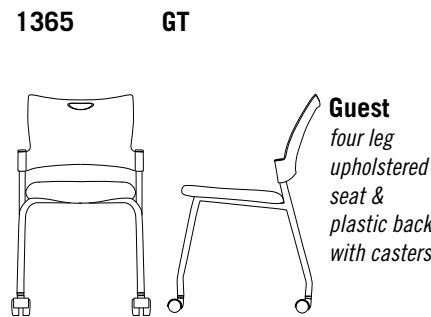
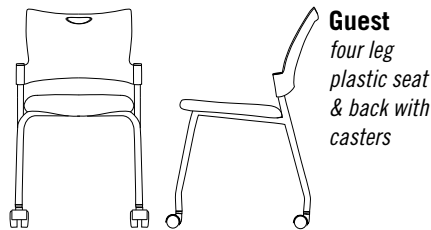
Guest w/Casters, Multipurpose



Model	Control	Description	Frame Finish	Arm Options	Upholstery Code	Fabric List Price	P01	A/COM	B	C	D	E	F	G
-------	---------	-------------	--------------	-------------	-----------------	-------------------	-----	-------	---	---	---	---	---	---

Upholstery: (AP) PLASTIC SEAT & MESH BACK

BF or SF	armless	AP	295											
BF or SF	a12	AP	330											
BF or SF	a13	AP	345											



Upholstery: (US) UPHOLSTERED SEAT & MESH BACK


BF or SF	armless	US	335	360	380	405	435	470	510					
BF or SF	a12	US	370	395	415	440	470	505	545					
BF or SF	a13	US	385	410	430	455	485	520	560					

Shipping Notes (please select a packaging code when ordering)

Code	Description	List Upcharge
AB	assembled in bag for will call	\$ 0
AC	fully assembled in carton	\$ 0 / chair

No Tools Required!
this series ships fully assembled in carton standard

(casters inserted by hand)



Features

- Stack six chair high with optional dolly
- Stack four chairs high without dolly

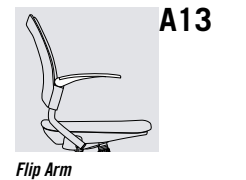
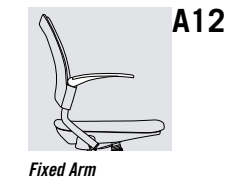
Dimensions

W: 21.0
D: 23.0
H: 32.5
SW: 18.0
SD: 18.0
SH: 18.5

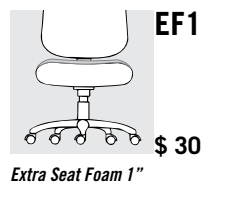
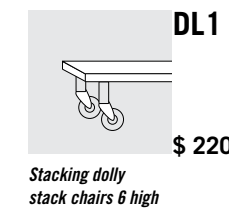
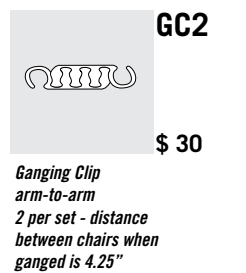
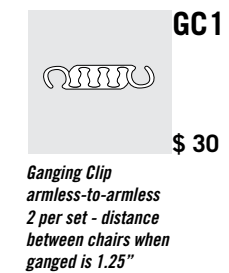
BW: 20.5
BH: 17.0
COM: N/A

WT: 14.5 lbs

Arm Options



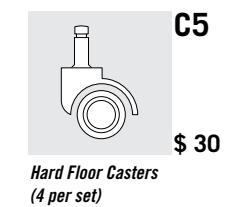
Additional Options



W: 21.0
D: 23.0
H: 32.5
SW: 18.0
SD: 18.0
SH: 18.5

BW: 20.5
BH: 17.0
COM: 0.8 yds

WT: 14.5 lbs



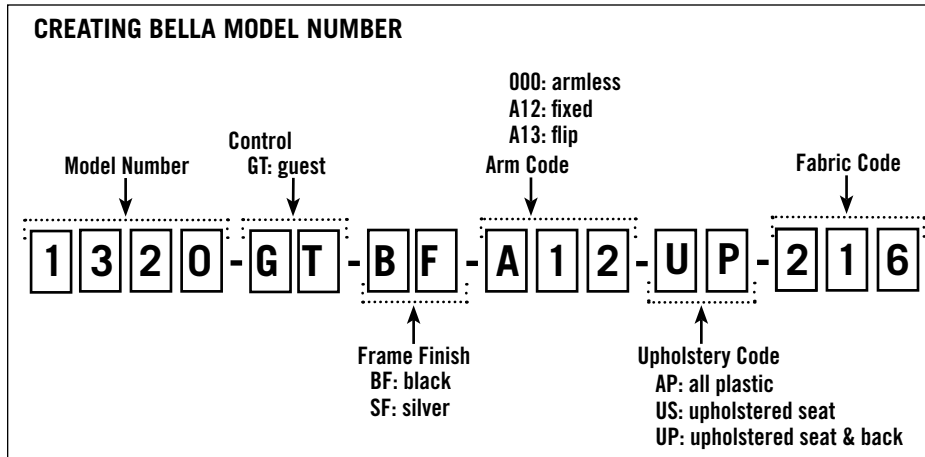
Sit in Style
Work in Comfort
Get the Value®



BELLA™

versatility, style, value

Nesting, Multipurpose




Model	Control	Description	Frame Finish	Arm Options	Upholstery Code	P01	Fabric A/COM	List Price B	C	D	E	F	G	
Upholstery: (AP) ALL PLASTIC SEAT & BACK														
1320	GT	Guest nesting with flip up seat, four leg plastic seat & back with casters	BF or SF	armless	AP		250							
			BF or SF	a12	AP		285							
			BF or SF	a13	AP		300							
Upholstery: (US) UPHOLSTERED SEAT & PLASTIC BACK														
1320	GT	Guest nesting with flip up seat, four leg upholstered seat & plastic back with casters	BF or SF	armless	US		290	315	335	360	390	425	465	
			BF or SF	a12	US		325	350	370	395	425	460	500	
			BF or SF	a13	US		340	365	385	410	440	475	515	
Upholstery: (UP) UPHOLSTERED SEAT & BACK														
1320	GT	Guest nesting with flip up seat, four leg upholstered seat and back with casters	BF or SF	armless	UP		340	370	390	420	455	495	540	
			BF or SF	a12	UP		375	405	425	455	490	530	575	
			BF or SF	a13	UP		390	420	440	470	505	545	590	

Shipping Notes (please select a packaging code when ordering)

Code	Description	List Upcharge
AB	assembled in bag for will call	\$ 0
AC	fully assembled in carton	\$ 0 / chair

No Tools Required!
this series ships fully assembled in carton standard

(casters inserted by hand)



Features

- Flip up seat for nesting and compact storage

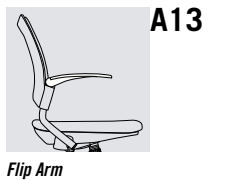
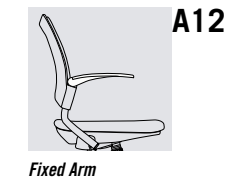
Dimensions

W: 26.0
D: 23.0
H: 33.0
SW: 18.0
SD: 18.0
SH: 19.5

BW: 20.5
BH: 17.0
COM: N/A

WT: 22.5 lbs

Arm Options



- Flip up seat for nesting and compact storage

W: 26.0
D: 23.0
H: 33.0
SW: 18.0
SD: 18.0
SH: 19.5

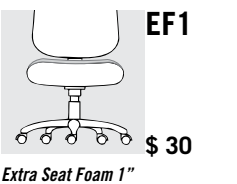
BW: 20.5
BH: 17.0
COM: N/A

WT: 22.5 lbs

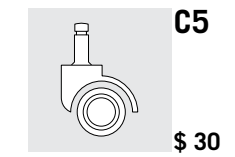
Additional Options



Ganging Clip nesting chair to nesting chair 2 per set - distance between chairs when ganged is 4.25"



Extra Seat Foam 1"



Hard Floor Casters (4 per set)

- Flip up seat for nesting and compact storage

W: 26.0
D: 23.0
H: 33.0
SW: 18.0
SD: 18.0
SH: 19.5

BW: 20.5
BH: 17.0
COM: N/A

WT: 22.5 lbs

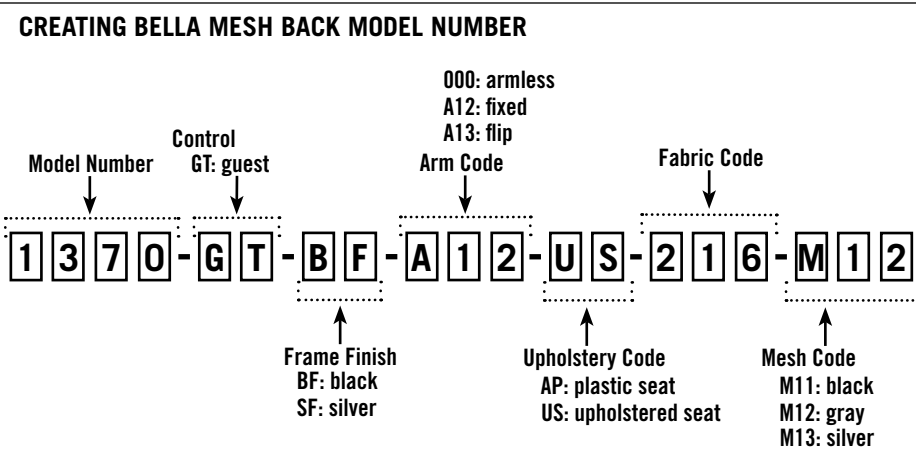
Sit in Style
Work in Comfort
Get the Value®



BELLA™ MESH BACK

versatility, style, value

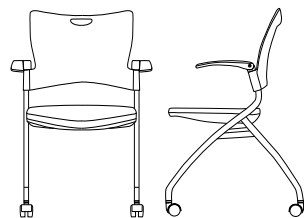
Nesting, Multipurpose



Model	Control	Description	Frame Finish	Arm Options	Upholstery Code	Fabric List Price							
						P01	A/COM	B	C	D	E	F	G

Upholstery: (AP) PLASTIC SEAT & MESH BACK

BF or SF	armless	AP	310										
BF or SF	a12	AP	345										
BF or SF	a13	AP	360										

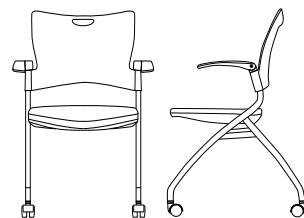


Guest
nesting with flip up seat, four leg plastic seat & back with casters

1370 GT

Upholstery: (US) UPHOLSTERED SEAT & MESH BACK

BF or SF	armless	US	350	375	395	420	450	485	525				
BF or SF	a12	US	385	410	430	455	485	520	560				
BF or SF	a13	US	400	425	445	470	500	535	575				




Guest
nesting with flip up seat, four leg upholstered seat & plastic back with casters

Shipping Notes (please select a packaging code when ordering)

Code	Description	List Upcharge
AB	assembled in bag for will call	\$ 0
AC	fully assembled in carton	\$ 0 / chair

No Tools Required!
this series ships fully assembled in carton standard

(casters inserted by hand)



Features

- Flip up seat for nesting and compact storage

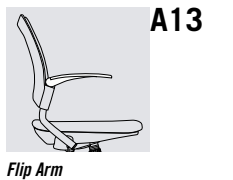
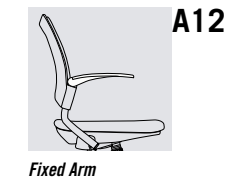
Dimensions

W: 26.0
D: 23.0
H: 33.0
SW: 18.0
SD: 18.0
SH: 19.5

BW: 20.5
BH: 17.0
COM: N/A

WT: 22.5 lbs

Arm Options



- Flip up seat for nesting and compact storage

W: 26.0
D: 23.0
H: 33.0
SW: 18.0
SD: 18.0
SH: 19.5

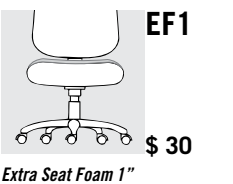
BW: 20.5
BH: 17.0
COM: N/A

WT: 22.5 lbs

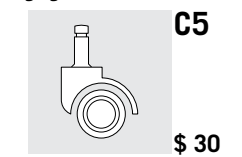
Additional Options



Ganging Clip nesting chair to nesting chair 2 per set - distance between chairs when ganged is 4.25"



Extra Seat Foam 1"



Hard Floor Casters (4 per set)

W: 26.0
D: 23.0
H: 33.0
SW: 18.0
SD: 18.0
SH: 19.5

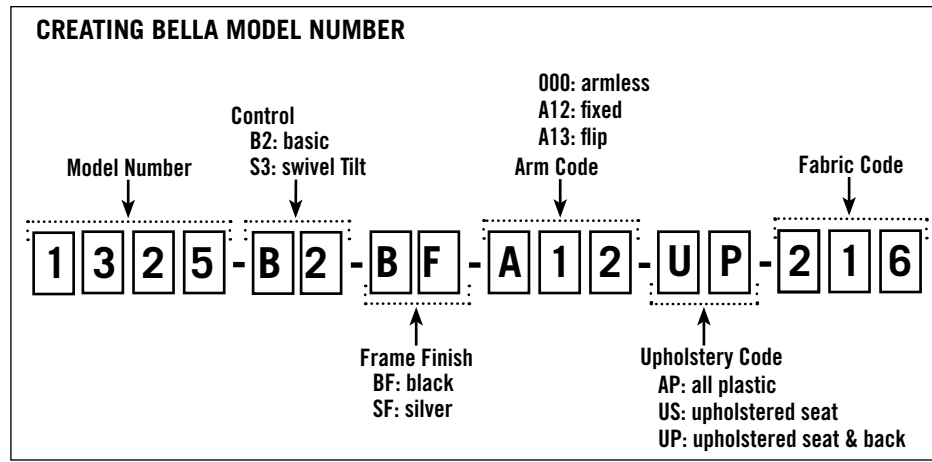
BW: 20.5
BH: 17.0
COM: N/A

WT: 22.5 lbs

BELLA™

versatility, style, value

Task, Basic Control



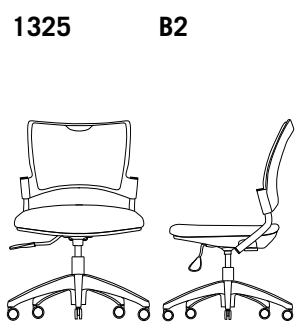
Model	Control	Description	Frame Finish	Arm Options	Upholstery Code	Fabric	List Price	P01	A/COM	B	C	D	E	F	G
-------	---------	-------------	--------------	-------------	-----------------	--------	------------	-----	-------	---	---	---	---	---	---

Upholstery: (AP) ALL PLASTIC SEAT & BACK



Task
plastic seat & back with casters

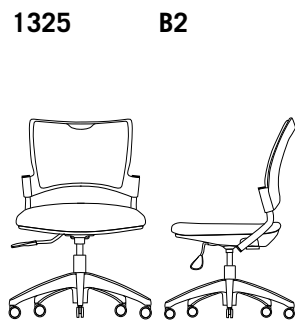
BF or SF	armless	AP	315												
BF or SF	a12	AP	350												
BF or SF	a13	AP	365												



Task
upholstered seat & plastic back with casters

Upholstery: (US) UPHOLSTERED SEAT & PLASTIC BACK

BF or SF	armless	US	355	380	400	425	455	490	530						
BF or SF	a12	US	390	415	435	460	490	525	565						
BF or SF	a13	US	405	430	450	475	505	540	580						



Task
upholstered seat and back with casters


Upholstery: (UP) UPHOLSTERED SEAT & BACK

BF or SF	armless	UP	405	435	455	485	520	560	605						
BF or SF	a12	UP	440	470	490	520	555	595	640						
BF or SF	a13	UP	455	485	505	535	570	610	655						

Shipping Notes (please select a packaging code when ordering)

Code	Description	List Upcharge
AB	assembled in bag for will call	\$ 0
SAC	semi-assembled in carton	\$ 0

No Tools Required!
this series ships semi-assembled in carton standard



Mechanical Functions

- 360 Degree Swivel
- Pneumatic Seat Height Adjustment

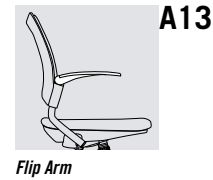
Dimensions

W: 26.0
D: 26.0
H: 32.5-37.5
SW: 18.0
SD: 18.0
SH: 17.0-22.0

BW: 20.5
BH: 17.0
COM: N/A

WT: 29.0 lbs

Arm Options



- 360 Degree Swivel
- Pneumatic Seat Height Adjustment

W: 26.0
D: 26.0
H: 32.5-37.5
SW: 18.0
SD: 18.0
SH: 17.0-22.0

BW: 20.5
BH: 17.0
COM: 0.8 yds

WT: 29.0 lbs

Additional Options



- 360 Degree Swivel
- Pneumatic Seat Height Adjustment
- Back Height & Depth Adjustment
- Height Adjustable Footring

W: 26.0
D: 26.0
H: 32.5-37.5
SW: 18.0
SD: 18.0
SH: 17.0-22.0

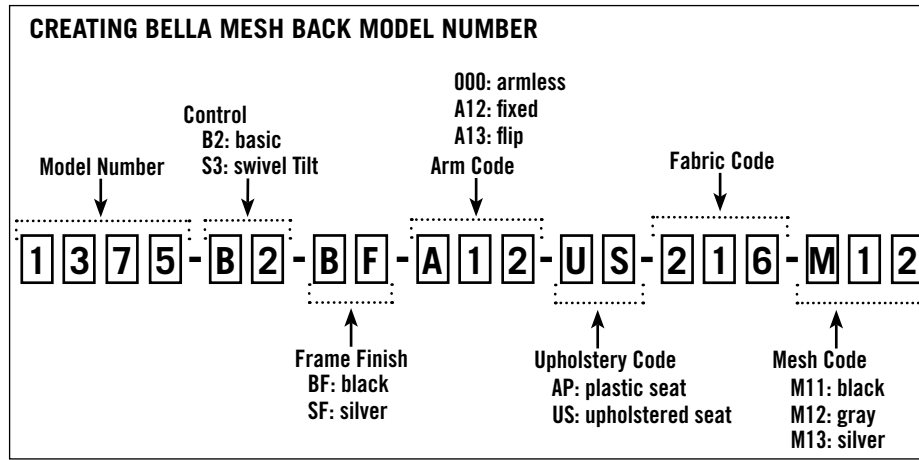
BW: 20.5
BH: 17.0
COM: 0.8 yds

WT: 29.0 lbs

BELLA™ MESH BACK

versatility, style, value

Task, Basic Control



Model	Control	Description	Frame Finish	Arm Options	Upholstery Code	Fabric List Price							
						P01	A/COM	B	C	D	E	F	G

Upholstery: (AP) PLASTIC SEAT & MESH BACK



Task
plastic seat & back with casters

BF or SF	armless	AP	375										
BF or SF	a12	AP	410										
BF or SF	a13	AP	425										

1375 B2



Task
upholstered seat & plastic back with casters


Upholstery: (US) UPHOLSTERED SEAT & MESH BACK

BF or SF	armless	US	415	440	460	485	515	550	590				
BF or SF	a12	US	450	475	495	520	550	585	625				
BF or SF	a13	US	465	490	510	535	565	600	640				

Shipping Notes (please select a packaging code when ordering)

Code	Description	List Upcharge
AB	assembled in bag for will call	\$ 0
SAC	semi-assembled in carton	\$ 0

No Tools Required!
this series ships semi-assembled in carton standard



Mechanical Functions

- 360 Degree Swivel
- Pneumatic Seat Height Adjustment
- Mesh Back for Continuous Support

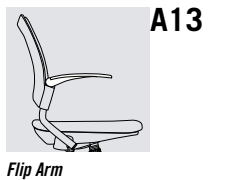
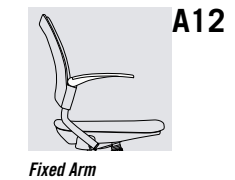
Dimensions

W: 26.0
D: 26.0
H: 32.5-37.5
SW: 18.0
SD: 18.0
SH: 17.0-22.0

BW: 20.5
BH: 17.0
COM: N/A

WT: 29.0 lbs

Arm Options



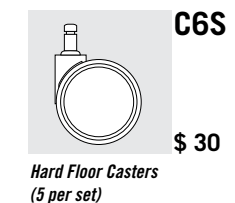
- 360 Degree Swivel
- Pneumatic Seat Height Adjustment
- Mesh Back for Continuous Support

W: 26.0
D: 26.0
H: 32.5-37.5
SW: 18.0
SD: 18.0
SH: 17.0-22.0

BW: 20.5
BH: 17.0
COM: 0.8 yds

WT: 29.0 lbs

Additional Options



- 360 Degree Swivel
- Pneumatic Seat Height Adjustment
- Back Height & Depth Adjustment
- Height Adjustable Footring

W: 26.0
D: 26.0
H: 32.5-37.5
SW: 18.0
SD: 18.0
SH: 17.0-22.0

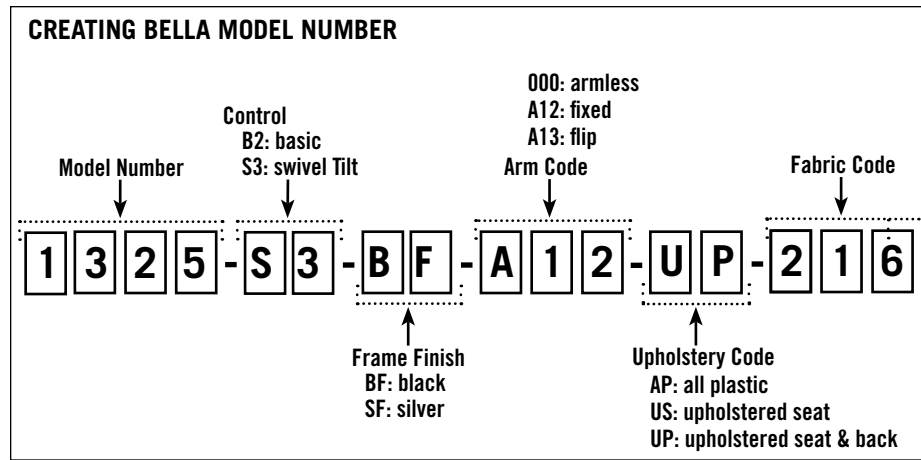
BW: 20.5
BH: 17.0
COM: 0.8 yds

WT: 29.0 lbs

BELLA™

versatility, style, value

Task, Swivel Tilt Control



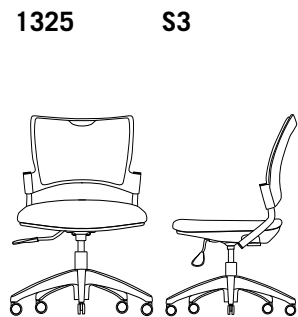
Model	Control	Description	Frame Finish	Arm Options	Upholstery Code	Fabric	List Price	P01	A/COM	B	C	D	E	F	G
-------	---------	-------------	--------------	-------------	-----------------	--------	------------	-----	-------	---	---	---	---	---	---

Upholstery: (AP) ALL PLASTIC SEAT & BACK



Task
plastic seat & back with casters

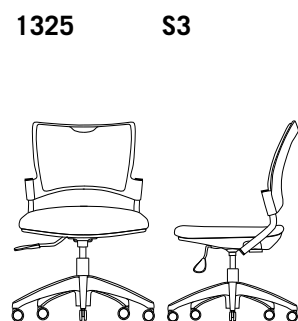
BF or SF	armless	AP	350												
BF or SF	a12	AP	385												
BF or SF	a13	AP	400												



Task
upholstered seat & plastic back with casters

Upholstery: (US) UPHOLSTERED SEAT & PLASTIC BACK

BF or SF	armless	US	390	415	435	460	490	525	565						
BF or SF	a12	US	425	450	470	495	525	560	600						
BF or SF	a13	US	440	465	485	510	540	575	615						



Task
upholstered seat and back with casters


Upholstery: (UP) UPHOLSTERED SEAT & BACK

BF or SF	armless	UP	440	470	490	520	555	595	640						
BF or SF	a12	UP	475	505	525	555	590	630	675						
BF or SF	a13	UP	490	520	540	570	605	645	690						

Shipping Notes (please select a packaging code when ordering)

Code	Description	List Upcharge
AB	assembled in bag for will call	\$ 0
SAC	semi-assembled in carton	\$ 0

No Tools Required!
this series ships semi-assembled in carton standard



Mechanical Functions

- 360 Degree Swivel
- Pneumatic Seat Height Adjustment
- Tilt Tension Control
- Seat and Back Tilt as a Unit
- Upright Position Tilt Lock

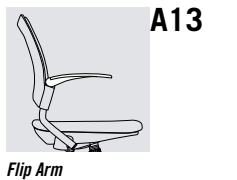
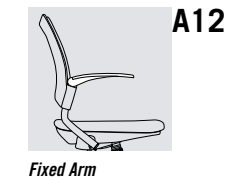
Dimensions

W: 26.0
D: 26.0
H: 32.5-37.5
SW: 18.0
SD: 18.0
SH: 17.0-22.0

BW: 20.5
BH: 17.0
COM: N/A

WT: 29.0 lbs

Arm Options



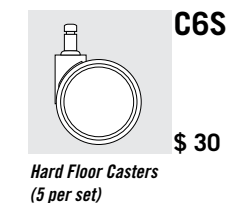
- 360 Degree Swivel
- Pneumatic Seat Height Adjustment
- Tilt Tension Control
- Seat and Back Tilt as a Unit
- Upright Position Tilt Lock

W: 26.0
D: 26.0
H: 32.5-37.5
SW: 18.0
SD: 18.0
SH: 17.0-22.0

BW: 20.5
BH: 17.0
COM: 0.8 yds

WT: 29.0 lbs

Additional Options



- 360 Degree Swivel
- Pneumatic Seat Height Adjustment
- Tilt Tension Control
- Seat and Back Tilt as a Unit
- Upright Position Tilt Lock

W: 26.0
D: 26.0
H: 32.5-37.5
SW: 18.0
SD: 18.0
SH: 17.0-22.0

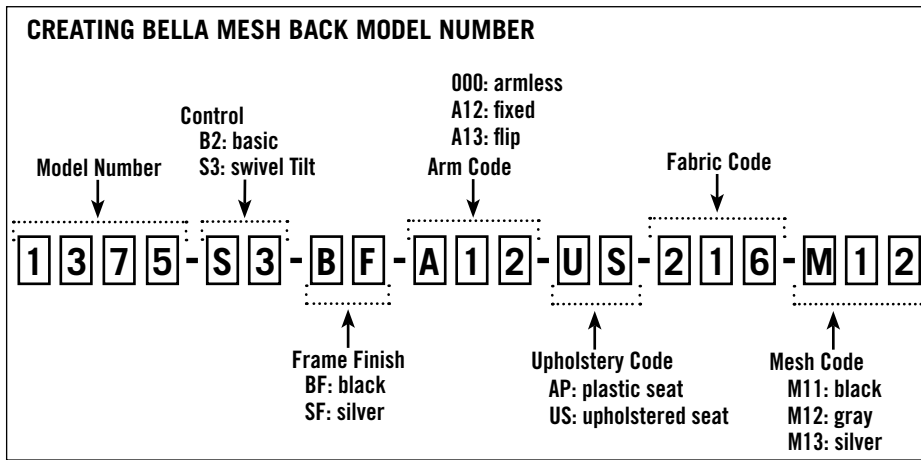
BW: 20.5
BH: 17.0
COM: 0.8 yds

WT: 29.0 lbs

BELLA™ MESH BACK

versatility, style, value

Task, Swivel Tilt Control



Model	Control	Description	Frame Finish	Arm Options	Upholstery Code	Fabric List Price							
						P01	A/COM	B	C	D	E	F	G

Upholstery: (AP) PLASTIC SEAT & MESH BACK

Frame Finish	Arm Options	Upholstery Code	List Price
BF or SF	armless	AP	410
BF or SF	a12	AP	445
BF or SF	a13	AP	460



Task
plastic seat & back with casters

1375 S3

Upholstery: (US) UPHOLSTERED SEAT & MESH BACK

Frame Finish	Arm Options	Upholstery Code	450	475	495	520	550	585	625
BF or SF	armless	US	450	475	495	520	550	585	625
BF or SF	a12	US	485	510	530	555	585	620	660
BF or SF	a13	US	500	525	545	570	600	635	675




Task
upholstered seat & plastic back with casters

Shipping Notes (please select a packaging code when ordering)

Code	Description	List Upcharge
AB	assembled in bag for will call	\$ 0
SAC	semi-assembled in carton	\$ 0

No Tools Required!
this series ships semi-assembled in carton standard



Mechanical Functions

- 360 Degree Swivel
- Pneumatic Seat Height Adjustment
- Tilt Tension Control
- Seat and Back Tilt as a Unit
- Upright Position Tilt Lock
- Mesh Back for Continuous Support

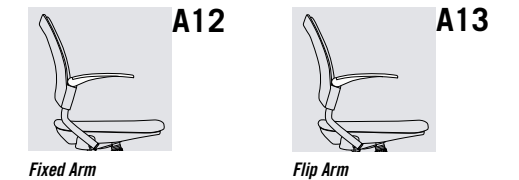
Dimensions

W: 26.0
D: 26.0
H: 32.5-37.5
SW: 18.0
SD: 18.0
SH: 17.0-22.0

BW: 20.5
BH: 17.0
COM: N/A

WT: 29.0 lbs

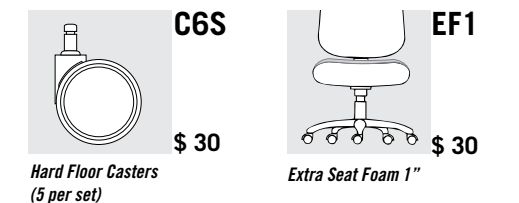
Arm Options



Fixed Arm

Flip Arm

Additional Options



Hard Floor Casters (5 per set)

Extra Seat Foam 1"

- 360 Degree Swivel
- Pneumatic Seat Height Adjustment
- Tilt Tension Control
- Seat and Back Tilt as a Unit
- Upright Position Tilt Lock
- Mesh Back for Continuous Support

W: 26.0
D: 26.0
H: 32.5-37.5
SW: 18.0
SD: 18.0
SH: 17.0-22.0

BW: 20.5
BH: 17.0
COM: 0.8 yds

WT: 29.0 lbs

- 360 Degree Swivel
- Pneumatic Seat Height Adjustment
- Tilt Tension Control
- Seat and Back Tilt as a Unit
- Upright Position Tilt Lock

W: 26.0
D: 26.0
H: 32.5-37.5
SW: 18.0
SD: 18.0
SH: 17.0-22.0

BW: 20.5
BH: 17.0
COM: 0.8 yds

WT: 29.0 lbs

Sit in Style
Work in Comfort

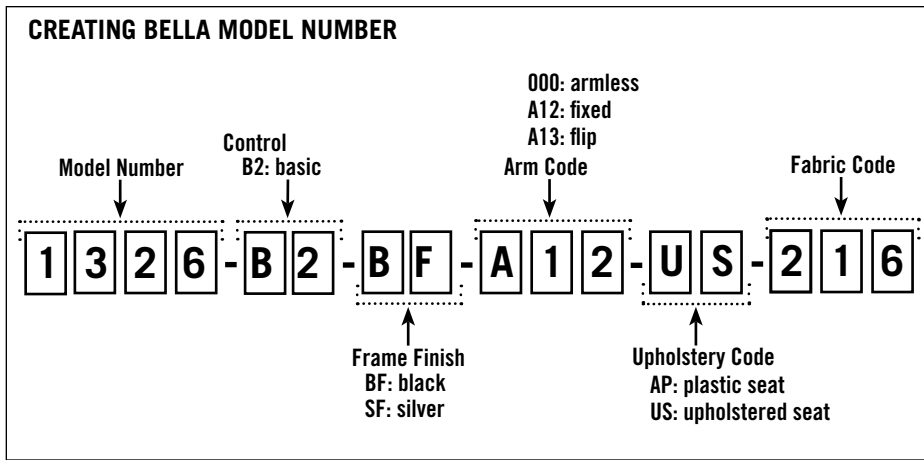
Get the Value®



BELLA™

versatility, style, value


Stool, 10"



Shipping Notes (please select a packaging code when ordering)

Code	Description	List Upcharge
AB	assembled in bag for will call	\$ 0
SAC	semi-assembled in carton	\$ 0

No Tools Required!
this series ships semi-assembled in carton standard



Model	Control	Description	Frame Finish	Arm Options	Upholstery Code	Fabric List Price	P01	A/COM	B	C	D	E	F	G
-------	---------	-------------	--------------	-------------	-----------------	-------------------	-----	-------	---	---	---	---	---	---

1326 B2



Stool
plastic seat & back with casters

Upholstery: (AP) ALL PLASTIC SEAT & BACK

BF or SF	armless	AP	440											
BF or SF	a12	AP	475											
BF or SF	a13	AP	490											

20" die-cast aluminum, height adjustable footring

1326 B2



Stool
upholstered seat & plastic back with casters

Upholstery: (US) UPHOLSTERED SEAT & PLASTIC BACK

BF or SF	armless	US	480	505	525	550	580	615	655
BF or SF	a12	US	515	540	560	585	615	650	690
BF or SF	a13	US	530	555	575	600	630	665	705

20" die-cast aluminum, height adjustable footring

1326 B2



Stool
upholstered seat and back with casters

Upholstery: (UP) UPHOLSTERED SEAT & BACK

BF or SF	armless	UP	530	560	580	610	645	685	730
BF or SF	a12	UP	565	595	615	645	680	720	765
BF or SF	a13	UP	580	610	630	660	695	735	780

20" die-cast aluminum, height adjustable footring

Mechanical Functions

- 360 Degree Swivel
- Pneumatic Seat Height Adjustment
- Height Adjustable Footring

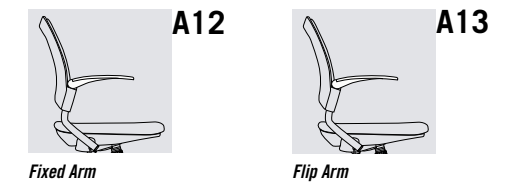
Dimensions

W: 26.0
D: 26.0
H: 37.5-47.5
SW: 18.0
SD: 18.0
SH: 22.0-32.0

BW: 20.5
BH: 17.0
COM: N/A

WT: 34.5 lbs

Arm Options



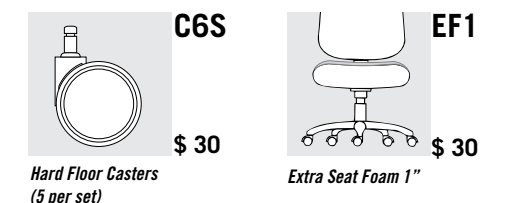
- 360 Degree Swivel
- Pneumatic Seat Height Adjustment
- Height Adjustable Footring

W: 26.0
D: 26.0
H: 37.5-47.5
SW: 18.0
SD: 18.0
SH: 22.0-32.0

BW: 20.5
BH: 17.0
COM: 0.8 yds

WT: 34.5 lbs

Additional Options



- 360 Degree Swivel
- Pneumatic Seat Height Adjustment
- Height Adjustable Footring

W: 26.0
D: 26.0
H: 37.5-47.5
SW: 18.0
SD: 18.0
SH: 22.0-32.0

BW: 20.5
BH: 17.0
COM: 0.8 yds

WT: 34.5 lbs

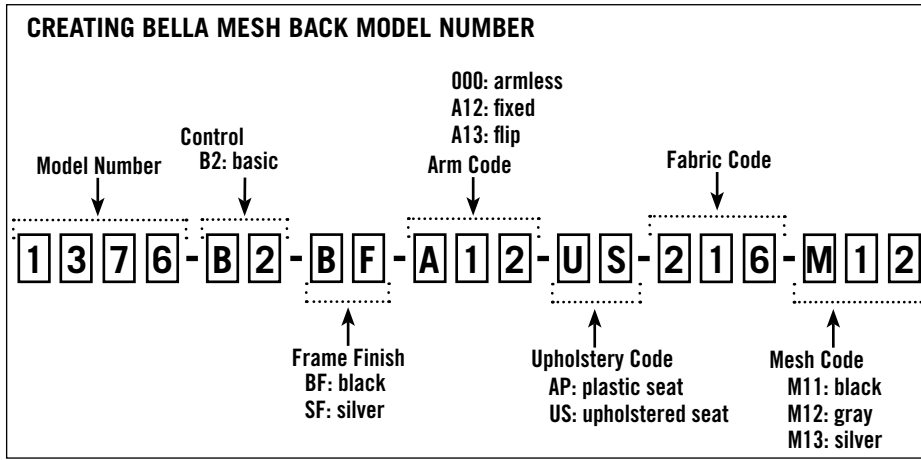
Sit in Style
Work in Comfort
Get the Value®



BELLA™ MESH BACK

versatility, style, value

Stool, 10"



Model Control Description

1376 B2



Stool
plastic seat & back with casters

Frame Finish Upholstery Code PO1 Fabric List Price A/COM B C D E F G

Upholstery: (AP) PLASTIC SEAT & MESH BACK

BF or SF	armless	AP	500							
BF or SF	a12	AP	535							
BF or SF	a13	AP	550							

20" die-cast aluminum, height adjustable footring

1376 B2



Stool
upholstered seat & plastic back with casters

Upholstery: (US) UPHOLSTERED SEAT & MESH BACK


BF or SF	armless	US	540	565	585	610	640	675	715
BF or SF	a12	US	575	600	620	645	675	710	750
BF or SF	a13	US	590	615	635	660	690	725	765

20" die-cast aluminum, height adjustable footring

Shipping Notes (please select a packaging code when ordering)

Code	Description	List Upcharge
AB	assembled in bag for will call	\$ 0
SAC	semi-assembled in carton	\$ 0

No Tools Required!
this series ships semi-assembled in carton standard



Mechanical Functions

- 360 Degree Swivel
- Pneumatic Seat Height Adjustment
- Height Adjustable Footring

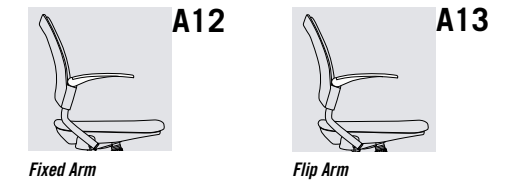
Dimensions

W: 26.0
D: 26.0
H: 37.5-47.5
SW: 18.0
SD: 18.0
SH: 22.0-32.0

BW: 20.5
BH: 17.0
COM: N/A

WT: 34.5 lbs

Arm Options



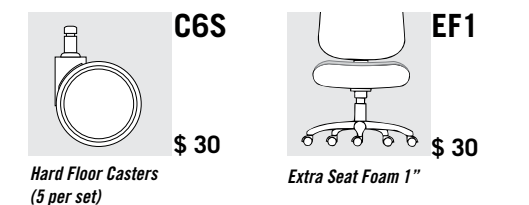
- 360 Degree Swivel
- Pneumatic Seat Height Adjustment
- Height Adjustable Footring

W: 26.0
D: 26.0
H: 37.5-47.5
SW: 18.0
SD: 18.0
SH: 22.0-32.0

BW: 20.5
BH: 17.0
COM: 0.8 yds

WT: 34.5 lbs

Additional Options



- 360 Degree Swivel
- Pneumatic Seat Height Adjustment
- Height Adjustable Footring

W: 26.0
D: 26.0
H: 37.5-47.5
SW: 18.0
SD: 18.0
SH: 22.0-32.0

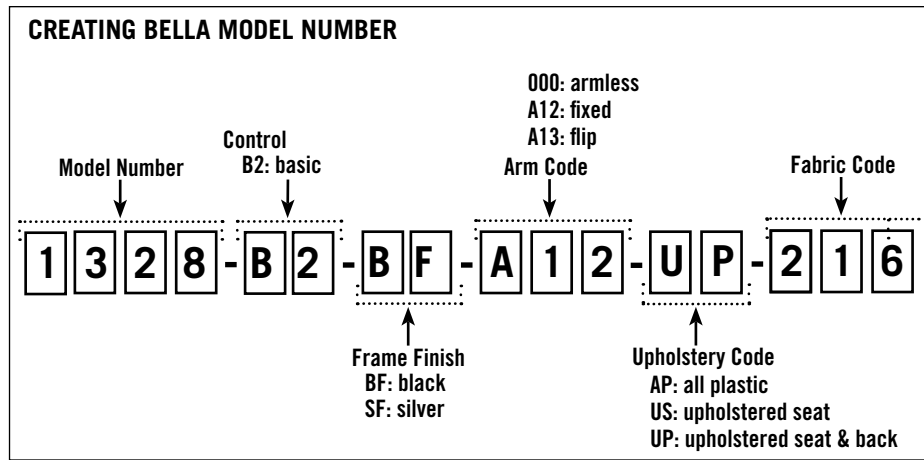
BW: 20.5
BH: 17.0
COM: 0.8 yds

WT: 34.5 lbs

BELLA™

versatility, style, value


Stool, 8"



Shipping Notes (please select a packaging code when ordering)

Code	Description	List Upcharge
AB	assembled in bag for will call	\$ 0
SAC	semi-assembled in carton	\$ 0

No Tools Required!
this series ships semi-assembled in carton standard



Model	Control	Description	Frame Finish	Arm Options	Upholstery Code	Fabric	List Price	P01	A/COM	B	C	D	E	F	G
-------	---------	-------------	--------------	-------------	-----------------	--------	------------	-----	-------	---	---	---	---	---	---

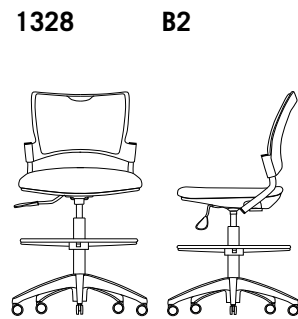
Upholstery: (AP) ALL PLASTIC SEAT & BACK



Stool
plastic seat & back with casters

BF or SF	armless	AP	440												
BF or SF	a12	AP	475												
BF or SF	a13	AP	490												

20" die-cast aluminum, height adjustable footring

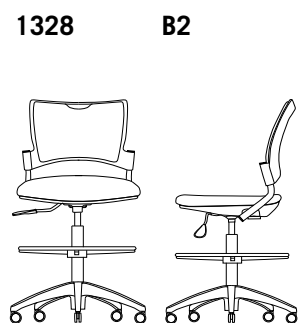


Stool
upholstered seat & plastic back with casters

Upholstery: (US) UPHOLSTERED SEAT & PLASTIC BACK

BF or SF	armless	US	480	505	525	550	580	615	655						
BF or SF	a12	US	515	540	560	585	615	650	690						
BF or SF	a13	US	530	555	575	600	630	665	705						

20" die-cast aluminum, height adjustable footring



Stool
upholstered seat and back with casters

Upholstery: (UP) UPHOLSTERED SEAT & BACK

BF or SF	armless	UP	530	560	580	610	645	685	730						
BF or SF	a12	UP	565	595	615	645	680	720	765						
BF or SF	a13	UP	580	610	630	660	695	735	780						

20" die-cast aluminum, height adjustable footring

Mechanical Functions

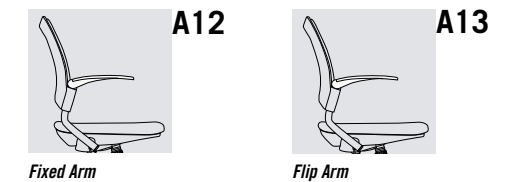
- 360 Degree Swivel
- Pneumatic Seat Height Adjustment
- Height Adjustable Footring

Dimensions

W: 26.0
D: 26.0
H: 35.0-43.0
SW: 18.0
SD: 18.0
SH: 19.5-27.5

BW: 20.5
BH: 17.0
COM: N/A
WT: 34.5 lbs

Arm Options

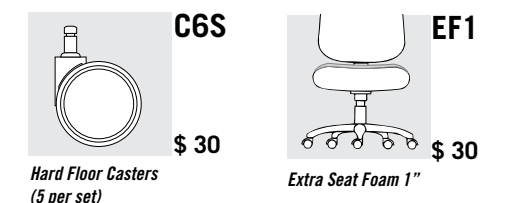


- 360 Degree Swivel
- Pneumatic Seat Height Adjustment
- Height Adjustable Footring

W: 26.0
D: 26.0
H: 35.0-43.0
SW: 18.0
SD: 18.0
SH: 19.5-27.5

BW: 20.5
BH: 17.0
COM: 0.8 yds
WT: 34.5 lbs

Additional Options



- 360 Degree Swivel
- Pneumatic Seat Height Adjustment
- Height Adjustable Footring

W: 26.0
D: 26.0
H: 35.0-43.0
SW: 18.0
SD: 18.0
SH: 19.5-27.5

BW: 20.5
BH: 17.0
COM: 0.8 yds
WT: 34.5 lbs

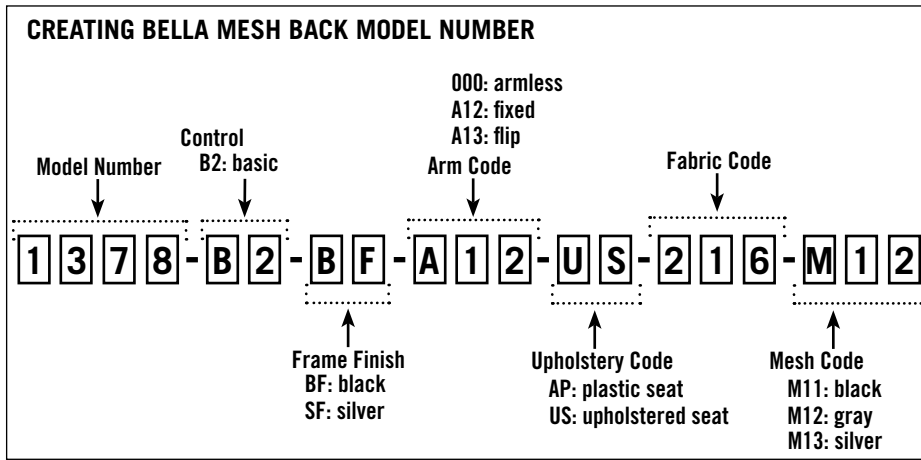
Sit in Style
Work in Comfort
Get the Value®



BELLA™ MESH BACK

versatility, style, value

Stool, 8"



Model	Control	Description	Frame Finish	Arm Options	Upholstery Code	Fabric List Price							
						P01	A/COM	B	C	D	E	F	G

1378 B2



Stool
plastic seat & back with casters

Upholstery: (AP) PLASTIC SEAT & MESH BACK

BF or SF	armless	AP	500										
BF or SF	a12	AP	535										
BF or SF	a13	AP	550										

20" die-cast aluminum, height adjustable footring

1378 B2



Stool
upholstered seat & plastic back with casters

Upholstery: (US) UPHOLSTERED SEAT & MESH BACK


BF or SF	armless	US	540	565	585	610	640	675	715				
BF or SF	a12	US	575	600	620	645	675	710	750				
BF or SF	a13	US	590	615	635	660	690	725	765				

20" die-cast aluminum, height adjustable footring

Shipping Notes (please select a packaging code when ordering)

Code	Description	List Upcharge
AB	assembled in bag for will call	\$ 0
SAC	semi-assembled in carton	\$ 0

No Tools Required!
this series ships semi-assembled in carton standard



Mechanical Functions

- 360 Degree Swivel
- Pneumatic Seat Height Adjustment
- Height Adjustable Footring

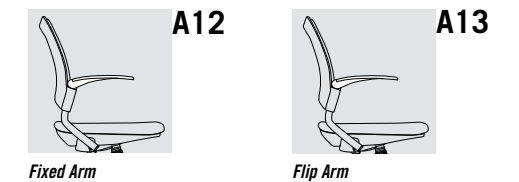
Dimensions

W: 26.0
D: 26.0
H: 35.0-43.0
SW: 18.0
SD: 18.0
SH: 19.5-27.5

BW: 20.5
BH: 17.0
COM: N/A

WT: 34.5 lbs

Arm Options



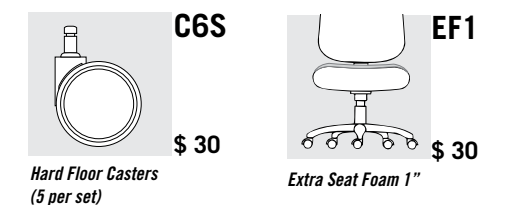
- 360 Degree Swivel
- Pneumatic Seat Height Adjustment
- Height Adjustable Footring

W: 26.0
D: 26.0
H: 35.0-43.0
SW: 18.0
SD: 18.0
SH: 19.5-27.5

BW: 20.5
BH: 17.0
COM: 0.8 yds

WT: 34.5 lbs

Additional Options



- 360 Degree Swivel
- Pneumatic Seat Height Adjustment
- Height Adjustable Footring

W: 26.0
D: 26.0
H: 35.0-43.0
SW: 18.0
SD: 18.0
SH: 19.5-27.5

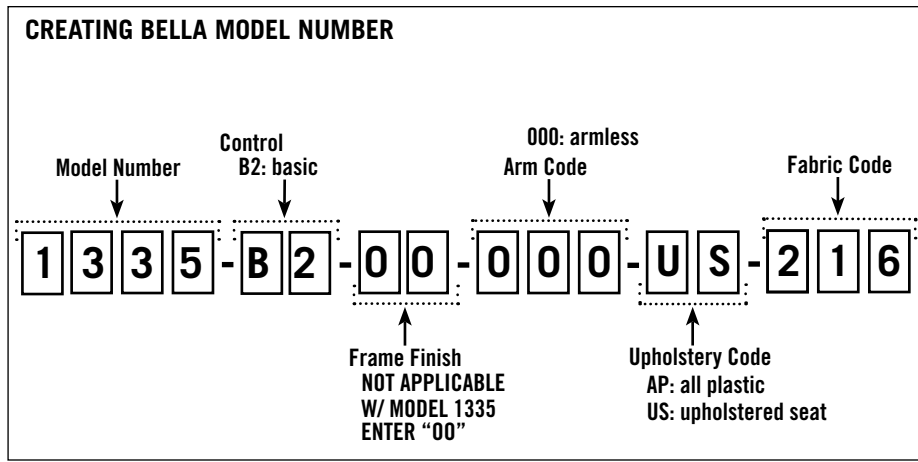
BW: 20.5
BH: 17.0
COM: 0.8 yds

WT: 34.5 lbs

BELLA™

versatility, style, value

Backless Exam Stool, 5"

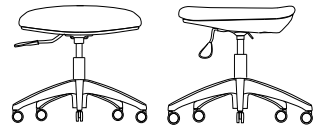


Model	Control	Description	Frame Finish	Arm Options	Upholstery Code	PO1	Fabric List Price	A/COM	B	C	D	E	F	G
-------	---------	-------------	--------------	-------------	-----------------	-----	-------------------	-------	---	---	---	---	---	---

Upholstery: (AP) ALL PLASTIC SEAT

Stool
plastic seat
with casters

00	armless	AP	305											
----	---------	----	-----	--	--	--	--	--	--	--	--	--	--	--

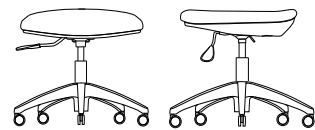


Model	Control	Description	Frame Finish	Arm Options	Upholstery Code	PO1	Fabric List Price	A/COM	B	C	D	E	F	G
-------	---------	-------------	--------------	-------------	-----------------	-----	-------------------	-------	---	---	---	---	---	---

Upholstery: (US) UPHOLSTERED SEAT

Stool
upholstered
seat with
casters


00	armless	US	345	370	390	415	445	480	520					
----	---------	----	-----	-----	-----	-----	-----	-----	-----	--	--	--	--	--



Shipping Notes (please select a packaging code when ordering)

Code	Description	List Upcharge
AB	assembled in bag for will call	\$ 0
SC	standard carton	\$ 0

No Tools Required!
this series ships semi-assembled in carton standard



Mechanical Functions

- 360 Degree Swivel
- Pneumatic Seat Height Adjustment

Dimensions

W: 26.0
D: 26.0
H: 17.0-22.0
SW: 18.0
SD: 18.0
SH: 17.0-22.0

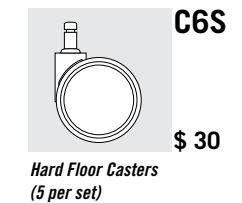
BW: N/A
BH: N/A
COM: N/A
WT: 29.0 lbs

- 360 Degree Swivel
- Pneumatic Seat Height Adjustment

W: 26.0
D: 26.0
H: 17.0-22.0
SW: 18.0
SD: 18.0
SH: 17.0-22.0

BW: N/A
BH: N/A
COM: 0.8 yds
WT: 29.0 lbs

Additional Options



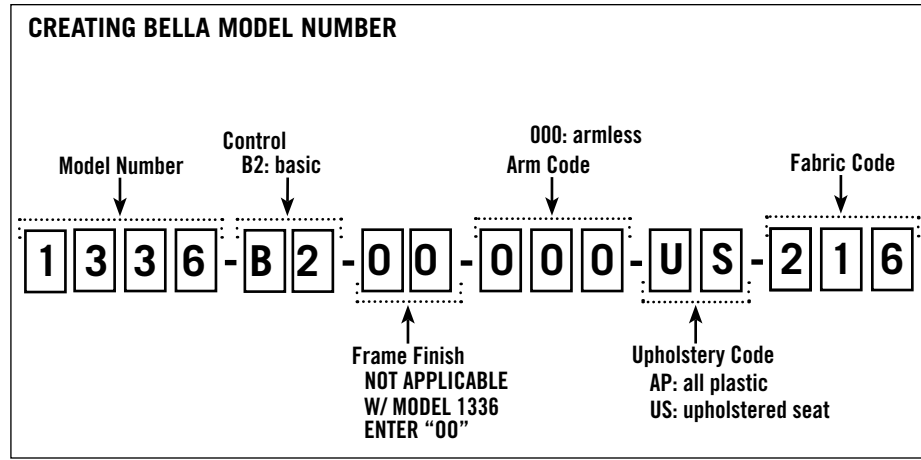
BELLA™

versatility, style, value

Backless Lab Stool, 10"




Model	Control	Description	Frame Finish	Arm Options	Upholstery Code	PO1	Fabric List Price A/COM	B	C	D	E	F	G
Upholstery: (AP) ALL PLASTIC SEAT													
1336	B2	Stool plastic seat with casters	00	armless	AP		430						
20" die-cast aluminum, height adjustable footring													
Upholstery: (US) UPHOLSTERED SEAT													
1336	B2	Stool upholstered seat with casters	00	armless	US		470	495	515	540	570	605	645
20" die-cast aluminum, height adjustable footring													



Shipping Notes (please select a packaging code when ordering)

Code	Description	List Upcharge
AB	assembled in bag for will call	\$ 0
SC	standard carton	\$ 0

No Tools Required!
this series ships semi-assembled in carton standard



Mechanical Functions

- 360 Degree Swivel
- Pneumatic Seat Height Adjustment
- Height Adjustable Footring

Dimensions

W: 26.0
D: 26.0
H: 22.0-32.0
SW: 18.0
SD: 18.0
SH: 22.0-32.0

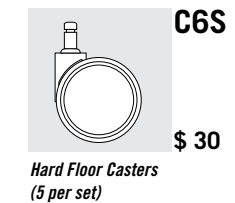
BW: N/A
BH: N/A
COM: N/A
WT: 34.5 lbs

- 360 Degree Swivel
- Pneumatic Seat Height Adjustment
- Height Adjustable Footring

W: 26.0
D: 26.0
H: 22.0-32.0
SW: 18.0
SD: 18.0
SH: 22.0-32.0

BW: N/A
BH: N/A
COM: 0.8 yds
WT: 34.5 lbs

Additional Options



BELLA™

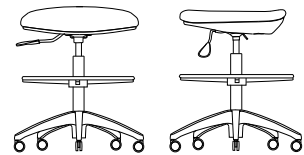
versatility, style, value

Backless Lab Stool, 8"

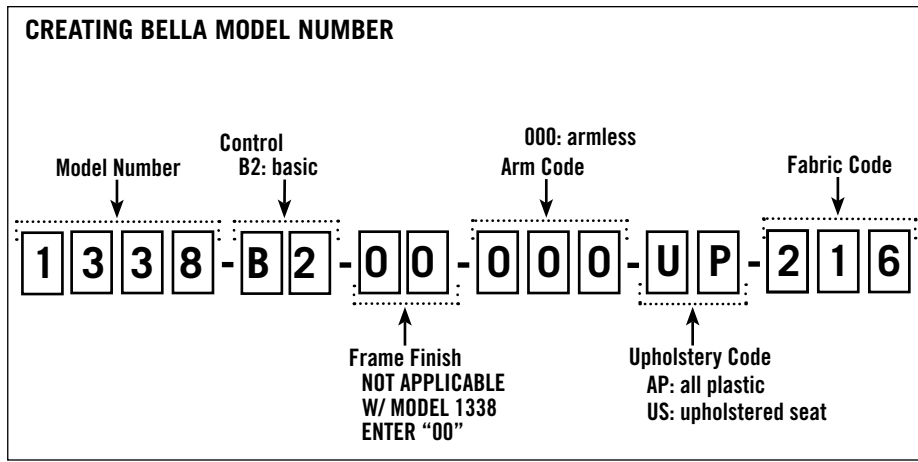
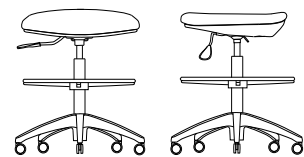


Model	Control	Description	Frame Finish	Arm Options	Upholstery Code	PO1	Fabric List Price A/COM	B	C	D	E	F	G
-------	---------	-------------	--------------	-------------	-----------------	-----	-------------------------	---	---	---	---	---	---

Model	Control	Description	Frame Finish	Arm Options	Upholstery Code	PO1	Fabric List Price A/COM	B	C	D	E	F	G
1338	B2	Stool plastic seat with casters	Upholstery: (AP) ALL PLASTIC SEAT										
			00	armless	AP		430						
20" die-cast aluminum, height adjustable footring													




Model	Control	Description	Frame Finish	Arm Options	Upholstery Code	PO1	Fabric List Price A/COM	B	C	D	E	F	G
1338	B2	Stool upholstered seat with casters	Upholstery: (US) UPHOLSTERED SEAT										
			00	armless	US		470	495	515	540	570	605	645
20" die-cast aluminum, height adjustable footring													



Shipping Notes (please select a packaging code when ordering)

Code	Description	List Upcharge
AB	assembled in bag for will call	\$ 0
SC	standard carton	\$ 0

No Tools Required!
this series ships semi-assembled in carton standard



Mechanical Functions

- 360 Degree Swivel
- Pneumatic Seat Height Adjustment
- Height Adjustable Footring

Dimensions

W: 26.0
D: 26.0
H: 19.5-27.5
SW: 18.0
SD: 18.0
SH: 19.5-27.5

BW: N/A
BH: N/A
COM: N/A
WT: 34.5 lbs

- 360 Degree Swivel
- Pneumatic Seat Height Adjustment
- Height Adjustable Footring

W: 26.0
D: 26.0
H: 19.5-27.5
SW: 18.0
SD: 18.0
SH: 19.5-27.5

BW: N/A
BH: N/A
COM: 0.8 yds
WT: 34.5 lbs

Additional Options

