

# BRISTOL™

seamless integration into your office's architecture

## Leather

### Conference, Executive, Management, Task, Stool



Model	Control	Description	Arm Options	Leather List Price	
				L3	L4
2370	S2	<b>Mid-Back Swivel-Tilt Control</b> <i>Use for a variety of general office seating, including private office and conference room seating.</i>	armless	590	590
			a6	720	720
			a7	740	740
			a8B	675	675
			a9B	695	695
			a10	675	675
			a19	790	790
			Seat Slider (SS2) - Add \$60		
2370	R1	<b>Mid-Back Rocking Control</b> <i>For managerial and task applications. Similar to a swivel tilt control, with the added comfort of infinite back angle and tilt adjustment.</i>	armless	640	640
			a6	770	770
			a7	790	790
			a8B	725	725
			a9B	745	745
			a10	725	725
			a19	840	840
			Seat Slider (SS2) - Add \$60		
2370	M1	<b>Mid-Back Multi-Function Control</b> <i>Fully articulating seat and back for the highest level of ergonomic needs. Control allows user to set forward seat pivot from 0 to 6 degrees.</i>	armless	690	690
			a6	820	820
			a7	840	840
			a8B	775	775
			a9B	795	795
			a10	775	775
			a19	890	890
			Seat Slider (SS2) - Add \$60		
2370	Y2	<b>Mid-Back Synchro-Tilt Control</b> <i>Use for a variety of general office seating, including private office and conference room seating.</i>	armless	670	670
			a6	800	800
			a7	820	820
			a8B	755	755
			a9B	775	775
			a10	755	755
			a19	870	870
			Seat Slider (SS2) - Add \$60		

#### Shipping Notes (please select a packaging code when ordering)

Code	Description	List Upcharge
AB	assembled in bag for will call	\$ 0
SC	standard carton	\$ 0
SAC	semi-assembled in carton	\$ 40 / chair

#### Mechanical Functions

- 360 Degree Swivel
  - Pneumatic Seat Height Adjustment
  - Tilt Tension Control
  - Seat and Back Tilt as a Unit
  - Upright Position Tilt Lock
  - Back Depth Adjustment
- 
- 360 Degree Swivel
  - Pneumatic Seat Height Adjustment
  - Tilt Tension Control
  - Seat and Back Tilt as a Unit
  - Infinite Tilt Position Lock
  - Infinite Back Angle Adjustment
- 
- 360 Degree Swivel
  - Pneumatic Seat Height Adjustment
  - Tilt Tension Control
  - Seat and Back Tilt as a Unit
  - Infinite Tilt Position Lock
  - Infinite Back Angle w/ Free Float
  - Seat Pivots From 0 to 6 Degr. Forward
- 
- 360 Degree Swivel
  - Pneumatic Seat Height Adjustment
  - Tilt Tension Control
  - Back and Seat Tilt in 2:1 ratio
  - 5 Point Tilt Position Lock
  - Anti-Launch Tilt Release

#### Dimensions

W: 24.5	BW: 20.0
D: 27.5	BH: 23.0
H: 37.0-42.0	COL: N/A
SW: 20.0	WT: 41.0 lbs
SD: 19.0	W/ARMS: 46.7 lbs
SH: 16.5-21.5	

W: 24.5	BW: 20.0
D: 27.5	BH: 23.0
H: 37.0-42.0	COL: N/A
SW: 20.0	WT: 41.0 lbs
SD: 19.0	W/ARMS: 46.7 lbs
SH: 16.5-21.5	

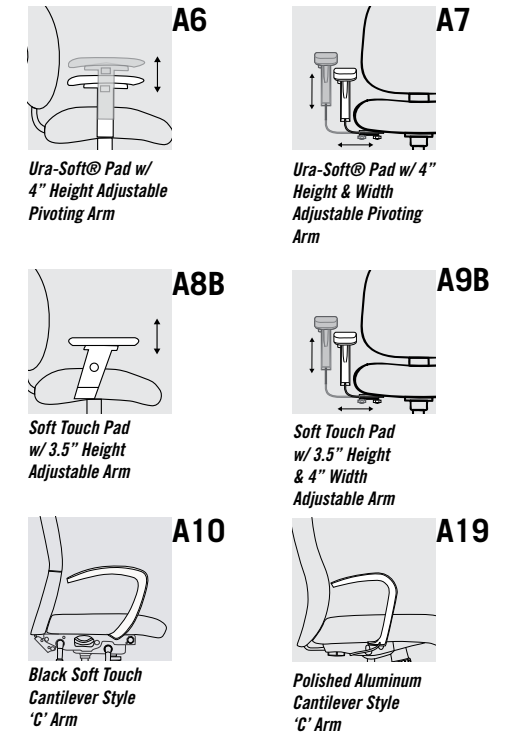
  

W: 24.5	BW: 20.0
D: 27.5	BH: 23.0
H: 37.0-42.0	COL: N/A
SW: 20.0	WT: 41.0 lbs
SD: 19.0	W/ARMS: 46.7 lbs
SH: 16.5-21.5	

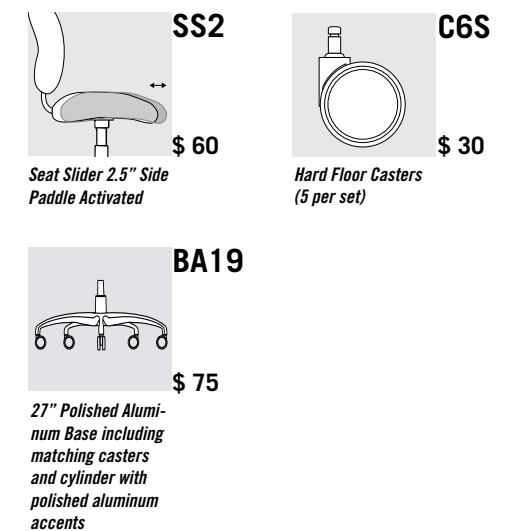
  

W: 24.5	BW: 20.0
D: 27.5	BH: 23.0
H: 37.0-42.0	COL: N/A
SW: 20.0	WT: 41.0 lbs
SD: 19.0	W/ARMS: 46.7 lbs
SH: 16.5-21.5	

#### Arm Options



#### Additional Options



Sit in Style

Work in Comfort

Get the Value ©

9to5  
seating

# BRISTOL™

seamless integration into your office's architecture

## Leather

### Conference, Executive, Management, Task, Stool



Model	Control	Description	Arm Options	Leather List Price				
				L3	L4			
2390	S2	<b>High-Back Swivel-Tilt Control</b> <i>Use for a variety of general office seating, including private office and conference room seating.</i>	armless	675	675			
			a6	805	805			
			a7	825	825			
			a8B	760	760			
			a9B	780	780			
			a10	760	760			
			a19	875	875			
			Seat Slider (SS2) - Add \$60					
			2390	R1	<b>High-Back Rocking Control</b> <i>For managerial and task applications. Similar to a swivel tilt control, with the added comfort of infinite back angle and tilt adjustment.</i>	armless	725	725
						a6	855	855
a7	875	875						
a8B	810	810						
a9B	830	830						
a10	810	810						
a19	925	925						
Seat Slider (SS2) - Add \$60								
2390	M1	<b>High-Back Multi-Function Control</b> <i>Fully articulating seat and back for the highest level of ergonomic needs. Control allows user to set forward seat pivot from 0 to 6 degrees.</i>				armless	775	775
						a6	905	905
			a7	925	925			
			a8B	860	860			
			a9B	880	880			
			a10	860	860			
			a19	975	975			
			Seat Slider (SS2) - Add \$60					
			2390	Y2	<b>High-Back Synchro-Tilt Control</b> <i>Use for a variety of general office seating, including private office and conference room seating.</i>	armless	755	755
						a6	885	885
a7	905	905						
a8B	840	840						
a9B	860	860						
a10	840	840						
a19	955	955						
Seat Slider (SS2) - Add \$60								

#### Shipping Notes (please select a packaging code when ordering)

Code	Description	List Upcharge
AB	assembled in bag for will call	\$ 0
SC	standard carton	\$ 0
SAC	semi-assembled in carton	\$ 40 / chair

#### Mechanical Functions

- 360 Degree Swivel
- Pneumatic Seat Height Adjustment
- Tilt Tension Control
- Seat and Back Tilt as a Unit
- Upright Position Tilt Lock
- Back Depth Adjustment

- 360 Degree Swivel
- Pneumatic Seat Height Adjustment
- Tilt Tension Control
- Seat and Back Tilt as a Unit
- Infinite Tilt Position Lock
- Infinite Back Angle Adjustment

- 360 Degree Swivel
- Pneumatic Seat Height Adjustment
- Tilt Tension Control
- Seat and Back Tilt as a Unit
- Infinite Tilt Position Lock
- Infinite Back Angle w/ Free Float
- Seat Pivots From 0 to 6 Degr. Forward

- 360 Degree Swivel
- Pneumatic Seat Height Adjustment
- Tilt Tension Control
- Back and Seat Tilt in 2:1 ratio
- 5 Point Tilt Position Lock
- Anti-Launch Tilt Release

#### Dimensions

W: 24.5  
D: 27.5  
H: 42.0-47.0  
SW: 20.0  
SD: 19.0  
SH: 16.5-21.5

BW: 20.0  
BH: 28.0  
COL: N/A

WT: 43.0 lbs  
W/ARMS: 48.7 lbs

W: 24.5  
D: 27.5  
H: 42.0-47.0  
SW: 20.0  
SD: 19.0  
SH: 16.5-21.5

BW: 20.0  
BH: 28.0  
COL: N/A

WT: 43.0 lbs  
W/ARMS: 48.7 lbs

W: 24.5  
D: 27.5  
H: 42.0-47.0  
SW: 20.0  
SD: 19.0  
SH: 16.5-21.5

BW: 20.0  
BH: 28.0  
COL: N/A

WT: 43.0 lbs  
W/ARMS: 48.7 lbs

W: 24.5  
D: 27.5  
H: 42.0-47.0  
SW: 20.0  
SD: 19.0  
SH: 16.5-21.5

BW: 20.0  
BH: 28.0  
COL: N/A

WT: 43.0 lbs  
W/ARMS: 48.7 lbs

#### Arm Options

**A6**  
Ura-Soft® Pad w/ 4" Height Adjustable Pivoting Arm

**A7**  
Ura-Soft® Pad w/ 4" Height & Width Adjustable Pivoting Arm

**A8B**  
Soft Touch Pad w/ 3.5" Height Adjustable Arm

**A9B**  
Soft Touch Pad w/ 3.5" Height & 4" Width Adjustable Arm

**A10**  
Black Soft Touch Cantilever Style 'C' Arm

**A19**  
Polished Aluminum Cantilever Style 'C' Arm

#### Additional Options

**SS2**  
Seat Slider 2.5" Side Paddle Activated  
\$ 60

**C6S**  
Hard Floor Casters (5 per set)  
\$ 30

**BA19**  
27" Polished Aluminum Base including matching casters and cylinder with polished aluminum accents  
\$ 75

Sit in Style  
Work in Comfort  
Get the Value ©



# BRISTOL™

seamless integration into your office's architecture

Leather

Conference, Executive, Management, Task, Stool



Model	Control	Description	Arm Options	Leather List Price	
				L3	L4
2376	P1	<b>10" Drafting Stool</b> <b>Posture Back Control</b> <i>The articulating back provides proper support for moderate tasking applications.</i>	armless	720	720
			a6	850	850
			a7	870	870
			a8B	805	805
			a9B	825	825
			a10	805	805
2378	P1	<b>8" Drafting Stool</b> <b>Posture Back Control</b> <i>The articulating back provides proper support for moderate tasking applications.</i>	armless	720	720
			a6	850	850
			a7	870	870
			a8B	805	805
			a9B	825	825
			a10	805	805

## Shipping Notes (please select a packaging code when ordering)

Code	Description	List Upcharge
AB	assembled in bag for will call	\$ 0
SC	standard carton	\$ 0
SAC	semi-assembled in carton	\$ 40 / chair

## Mechanical Functions

- 360 Degree Swivel
- Pneumatic Seat Height Adjustment
- Infinite Back Angle Adjustment
- Height Adjustable Footring

- 360 Degree Swivel
- Pneumatic Seat Height Adjustment
- Infinite Back Angle Adjustment
- Height Adjustable Footring

## Dimensions

W: 24.5  
D: 27.5  
H: 43.0-53.0  
SW: 20.0  
SD: 19.0  
SH: 22.5-32.5

BW: 20.0  
BH: 23.0  
COL: N/A

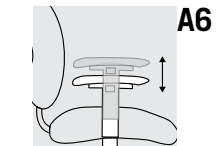
WT: 43.0 lbs  
W/ARMS: 48.7 lbs

W: 24.5  
D: 27.5  
H: 40.5-48.5  
SW: 20.0  
SD: 19.0  
SH: 20.0-28.0

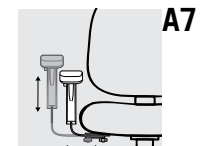
BW: 20.0  
BH: 23.0  
COL: N/A

WT: 43.0 lbs  
W/ARMS: 48.7 lbs

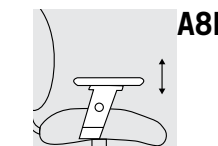
## Arm Options



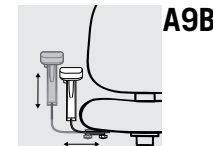
**A6**  
Ura-Soft® Pad w/ 4" Height Adjustable Pivoting Arm



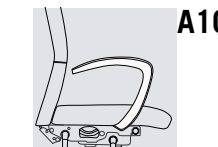
**A7**  
Ura-Soft® Pad w/ 4" Height & Width Adjustable Pivoting Arm



**A8B**  
Soft Touch Pad w/ 3.5" Height Adjustable Arm



**A9B**  
Soft Touch Pad w/ 3.5" Height & 4" Width Adjustable Arm

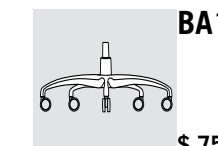


**A10**  
Black Soft Touch Cantilever Style 'C' Arm

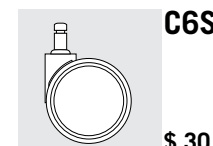


**A19**  
Polished Aluminum Cantilever Style 'C' Arm

## Additional Options



**BA19**  
\$ 75  
27" Polished Aluminum Base including matching casters and cylinder with polished aluminum accents



**C6S**  
\$ 30  
Hard Floor Casters (5 per set)

Sit in Style

Work in Comfort

Get the Value ©

9to5  
seating

# BRISTOL™

seamless integration into your office's architecture

## Fabric

### Conference, Executive, Management, Task, Stool



Model	Control	Description	Arm Options	Fabric List Price						
				A/COM	B	C	D	E	F	G
2360	S2	<b>Mid-Back Swivel-Tilt Control</b> <i>Use for a variety of general office seating, including private office and conference room seating.</i>	armless	435	485	515	565	620	690	765
			a6	565	615	645	695	750	820	895
			a7	585	635	665	715	770	840	915
			a8B	520	570	600	650	705	775	850
			a9B	540	590	620	670	725	795	870
			a10	520	570	600	650	705	775	850
			a19	635	685	715	765	820	890	965
Seat Slider (SS2) - Add \$60										
2360	R1	<b>Mid-Back Rocking Control</b> <i>For managerial and task applications. Similar to a swivel tilt control, with the added comfort of infinite back angle and tilt adjustment.</i>	armless	485	535	565	615	670	740	815
			a6	615	665	695	745	800	870	945
			a7	635	685	715	765	820	890	965
			a8B	570	620	650	700	755	825	900
			a9B	590	640	670	720	775	845	920
			a10	570	620	650	700	755	825	900
			a19	685	735	765	815	870	940	1015
Seat Slider (SS2) - Add \$60										
2360	M1	<b>Mid-Back Multi-Function Control</b> <i>Fully articulating seat and back for the highest level of ergonomic needs. Control allows user to set forward seat pivot from 0 to 6 degrees.</i>	armless	535	585	615	665	720	790	865
			a6	665	715	745	795	850	920	995
			a7	685	735	765	815	870	940	1015
			a8B	620	670	700	750	805	875	950
			a9B	640	690	720	770	825	895	970
			a10	620	670	700	750	805	875	950
			a19	735	785	815	865	920	990	1065
Seat Slider (SS2) - Add \$60										
2360	Y2	<b>Mid-Back Synchro-Tilt Control</b> <i>Use for a variety of general office seating, including private office and conference room seating.</i>	armless	515	565	595	645	700	770	845
			a6	645	695	725	775	830	900	975
			a7	665	715	745	795	850	920	995
			a8B	600	650	680	730	785	855	930
			a9B	620	670	700	750	805	875	950
			a10	600	650	680	730	785	855	930
			a19	715	765	795	845	900	970	1045
Seat Slider (SS2) - Add \$60										

#### Shipping Notes (please select a packaging code when ordering)

Code	Description	List Upcharge
AB	assembled in bag for will call	\$ 0
SC	standard carton	\$ 0
SAC	semi-assembled in carton	\$ 40 / chair

#### Mechanical Functions

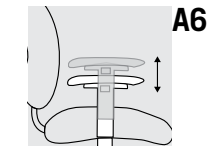
- 360 Degree Swivel
- Pneumatic Seat Height Adjustment
- Tilt Tension Control
- Seat and Back Tilt as a Unit
- Upright Position Tilt Lock
- Back Depth Adjustment

#### Dimensions

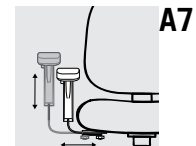
W: 24.5  
D: 27.5  
H: 37.0-42.0  
SW: 20.0  
SD: 19.0  
SH: 16.5-21.5

BW: 20.0  
BH: 23.0  
COM: 1.7 yds  
WT: 41.0 lbs  
W/ARMS: 46.7 lbs

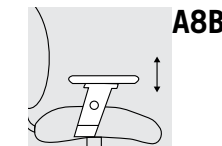
#### Arm Options



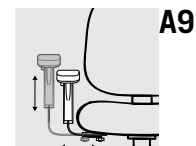
A6  
Ura-Soft® Pad w/ 4" Height Adjustable Pivoting Arm



A7  
Ura-Soft® Pad w/ 4" Height & Width Adjustable Pivoting Arm



A8B  
Soft Touch Pad w/ 3.5" Height Adjustable Arm



A9B  
Soft Touch Pad w/ 3.5" Height & 4" Width Adjustable Arm



A10  
Black Soft Touch Cantilever Style 'C' Arm



A19  
Polished Aluminum Cantilever Style 'C' Arm

- 360 Degree Swivel
- Pneumatic Seat Height Adjustment
- Tilt Tension Control
- Seat and Back Tilt as a Unit
- Infinite Tilt Position Lock
- Infinite Back Angle Adjustment

W: 24.5  
D: 27.5  
H: 37.0-42.0  
SW: 20.0  
SD: 19.0  
SH: 16.5-21.5

BW: 20.0  
BH: 23.0  
COM: 1.7 yds  
WT: 41.0 lbs  
W/ARMS: 46.7 lbs

- 360 Degree Swivel
- Pneumatic Seat Height Adjustment
- Tilt Tension Control
- Seat and Back Tilt as a Unit
- Infinite Tilt Position Lock
- Infinite Back Angle w/ Free Float
- Seat Pivots From 0 to 6 Degr. Forward

W: 24.5  
D: 27.5  
H: 37.0-42.0  
SW: 20.0  
SD: 19.0  
SH: 16.5-21.5

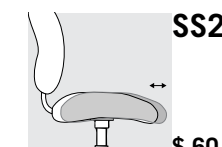
BW: 20.0  
BH: 23.0  
COM: 1.7 yds  
WT: 41.0 lbs  
W/ARMS: 46.7 lbs

- 360 Degree Swivel
- Pneumatic Seat Height Adjustment
- Tilt Tension Control
- Back and Seat Tilt in 2:1 ratio
- 5 Point Tilt Position Lock
- Anti-Launch Tilt Release

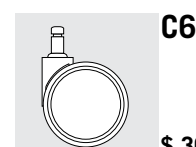
W: 24.5  
D: 27.5  
H: 37.0-42.0  
SW: 20.0  
SD: 19.0  
SH: 16.5-21.5

BW: 20.0  
BH: 23.0  
COM: 1.7 yds  
WT: 41.0 lbs  
W/ARMS: 46.7 lbs

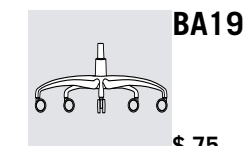
#### Additional Options



SS2  
Seat Slider 2.5" Side Paddle Activated \$ 60



C6S  
Hard Floor Casters (5 per set) \$ 30



BA19  
27" Polished Aluminum Base including matching casters and cylinder with polished aluminum accents \$ 75

Sit in Style

Work in Comfort

Get the Value ©

9to5  
seating



# BRISTOL™

seamless integration into your office's architecture

## Fabric

### Conference, Executive, Management, Task, Stool



Model	Control	Description	Arm Options	Fabric List Price						
				A/COM	B	C	D	E	F	G
2380	S2	<b>High-Back Swivel-Tilt Control</b> <i>Use for a variety of general office seating, including private office and conference room seating.</i>	armless	500	550	585	635	695	770	850
			a6	630	680	715	765	825	900	980
			a7	650	700	735	785	845	920	1000
			a8B	585	635	670	720	780	855	935
			a9B	605	655	690	740	800	875	955
			a10	585	635	670	720	780	855	935
			a19	700	750	785	835	895	970	1050
			Seat Slider (SS2) - Add \$60							
2380	R1	<b>High-Back Rocking Control</b> <i>For managerial and task applications. Similar to a swivel tilt control, with the added comfort of infinite back angle and tilt adjustment.</i>	armless	550	600	635	685	745	820	900
			a6	680	730	765	815	875	950	1030
			a7	700	750	785	835	895	970	1050
			a8B	635	685	720	770	830	905	985
			a9B	655	705	740	790	850	925	1005
			a10	635	685	720	770	830	905	985
			a19	750	800	835	885	945	1020	1100
			Seat Slider (SS2) - Add \$60							
2380	M1	<b>High-Back Multi-Function Control</b> <i>Fully articulating seat and back for the highest level of ergonomic needs. Control allows user to dial in forward seat pivot from 0 to 6 degrees.</i>	armless	600	650	685	735	795	870	950
			a6	730	780	815	865	925	1000	1080
			a7	750	800	835	885	945	1020	1100
			a8B	685	735	770	820	880	955	1035
			a9B	705	755	790	840	900	975	1055
			a10	685	735	770	820	880	955	1035
			a19	800	850	885	935	995	1070	1150
			Seat Slider (SS2) - Add \$60							
2380	Y2	<b>High-Back Synchro-Tilt Control</b> <i>Use for a variety of general office seating, including private office and conference room seating.</i>	armless	580	630	665	715	775	850	930
			a6	710	760	795	845	905	980	1060
			a7	730	780	815	865	925	1000	1080
			a8B	665	715	750	800	860	935	1015
			a9B	685	735	770	820	880	955	1035
			a10	665	715	750	800	860	935	1015
			a19	780	830	865	915	975	1050	1130
			Seat Slider (SS2) - Add \$60							

### Shipping Notes (please select a packaging code when ordering)

Code	Description	List Upcharge
AB	assembled in bag for will call	\$ 0
SC	standard carton	\$ 0
SAC	semi-assembled in carton	\$ 40 / chair

### Mechanical Functions

- 360 Degree Swivel
- Pneumatic Seat Height Adjustment
- Tilt Tension Control
- Seat and Back Tilt as a Unit
- Upright Position Tilt Lock
- Back Depth Adjustment

- 360 Degree Swivel
- Pneumatic Seat Height Adjustment
- Tilt Tension Control
- Seat and Back Tilt as a Unit
- Infinite Tilt Position Lock
- Infinite Back Angle Adjustment

- 360 Degree Swivel
- Pneumatic Seat Height Adjustment
- Tilt Tension Control
- Seat and Back Tilt as a Unit
- Infinite Tilt Position Lock
- Infinite Back Angle w/ Free Float
- Seat Pivots From 0 to 6 Degr. Forward

- 360 Degree Swivel
- Pneumatic Seat Height Adjustment
- Tilt Tension Control
- Back and Seat Tilt in 2:1 ratio
- 5 Point Tilt Position Lock
- Anti-Launch Tilt Release

### Dimensions

W: 24.5  
D: 27.5  
H: 42.0-47.0  
SW: 20.0  
SD: 19.0  
SH: 16.5-21.5

BW: 20.0  
BH: 28.0  
COM: 2.0 yds

WT: 41.0 lbs  
W/ARMS: 46.7 lbs

W: 24.5  
D: 27.5  
H: 42.0-47.0  
SW: 20.0  
SD: 19.0  
SH: 16.5-21.5

BW: 20.0  
BH: 28.0  
COM: 2.0 yds

WT: 41.0 lbs  
W/ARMS: 46.7 lbs

W: 24.5  
D: 27.5  
H: 42.0-47.0  
SW: 20.0  
SD: 19.0  
SH: 16.5-21.5

BW: 20.0  
BH: 28.0  
COM: 2.0 yds

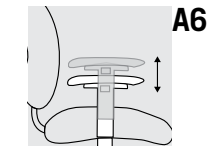
WT: 41.0 lbs  
W/ARMS: 46.7 lbs

W: 24.5  
D: 27.5  
H: 42.0-47.0  
SW: 20.0  
SD: 19.0  
SH: 16.5-21.5

BW: 20.0  
BH: 28.0  
COM: 2.0 yds

WT: 41.0 lbs  
W/ARMS: 46.7 lbs

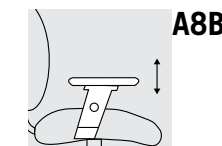
### Arm Options



A6  
Ura-Soft® Pad w/ 4" Height Adjustable Pivoting Arm



A7  
Ura-Soft® Pad w/ 4" Height & Width Adjustable Pivoting Arm



A8B  
Soft Touch Pad w/ 3.5" Height Adjustable Arm



A9B  
Soft Touch Pad w/ 3.5" Height & 4" Width Adjustable Arm

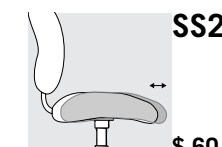


A10  
Black Soft Touch Cantilever Style 'C' Arm



A19  
Polished Aluminum Cantilever Style 'C' Arm

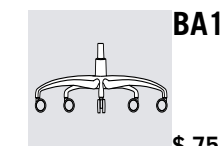
### Additional Options



SS2  
Seat Slider 2.5" Side Paddle Activated \$ 60



C6S  
Hard Floor Casters (5 per set) \$ 30



BA19  
27" Polished Aluminum Base including matching casters and cylinder with polished aluminum accents \$ 75

Sit in Style

Work in Comfort

Get the Value ©

9to5  
seating

# BRISTOL™

seamless integration into your office's architecture

## Fabric

### Conference, Executive, Management, Task, Stool



Shipping Notes (please select a packaging code when ordering)

Code	Description	List Upcharge
AB	assembled in bag for will call	\$ 0
SC	standard carton	\$ 0
SAC	semi-assembled in carton	\$ 40 / chair

Model	Control	Description	Arm Options	Fabric List Price						
				A/COM	B	C	D	E	F	G
2366	P1	<b>10" Drafting Stool</b> <b>Posture Back Control</b> <i>The articulating back provides proper support for moderate tasking applications.</i>	armless	565	615	645	695	750	820	895
			a6	695	745	775	825	880	950	1025
			a7	715	765	795	845	900	970	1045
			a8B	650	700	730	780	835	905	980
			a9B	670	720	750	800	855	925	1000
			a10	650	700	730	780	835	905	980
2368	P1	<b>8" Drafting Stool</b> <b>Posture Back Control</b> <i>The articulating back provides proper support for moderate tasking applications.</i>	armless	565	615	645	695	750	820	895
			a6	695	745	775	825	880	950	1025
			a7	715	765	795	845	900	970	1045
			a8B	650	700	730	780	835	905	980
			a9B	670	720	750	800	855	925	1000
			a10	650	700	730	780	835	905	980
a19	765	815	845	895	950	1020	1095			

#### Mechanical Functions

- 360 Degree Swivel
- Pneumatic Seat Height Adjustment
- Infinite Back Angle Adjustment
- Height Adjustable Footring

#### Dimensions

W: 24.5  
D: 27.5  
H: 43.0-53.0  
SW: 20.0  
SD: 19.0  
SH: 22.5-32.5

BW: 20.0  
BH: 23.0  
COM: 1.7 yds

WT: 43.0 lbs  
W/ARMS: 48.7 lbs

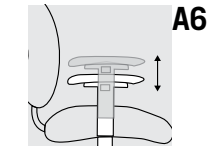
- 360 Degree Swivel
- Pneumatic Seat Height Adjustment
- Infinite Back Angle Adjustment
- Height Adjustable Footring

W: 24.5  
D: 27.5  
H: 40.5-48.5  
SW: 20.0  
SD: 19.0  
SH: 20.0-28.0

BW: 20.0  
BH: 23.0  
COM: 1.7 yds

WT: 43.0 lbs  
W/ARMS: 48.7 lbs

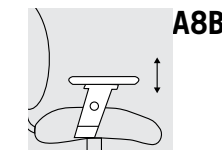
#### Arm Options



Ura-Soft® Pad w/ 4" Height Adjustable Pivoting Arm



Ura-Soft® Pad w/ 4" Height & Width Adjustable Pivoting Arm



Soft Touch Pad w/ 3.5" Height Adjustable Arm



Soft Touch Pad w/ 3.5" Height & 4" Width Adjustable Arm

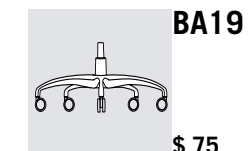


Black Soft Touch Cantilever Style 'C' Arm



Polished Aluminum Cantilever Style 'C' Arm

#### Additional Options



27" Polished Aluminum Base including matching casters and cylinder with polished aluminum accents



Hard Floor Casters (5 per set)

Sit in Style

Work in Comfort

Get the Value ©

